

5

With Student  
Audio CD



# LET'S GO

4th  
Edition

STUDENT BOOK



R. Nakata  
K. Frazier  
B. Hoskins  
C. Graham

OXFORD



# Table of Contents

<b>Let's Remember</b> .....	2
Unit 1 <b>How Much Food?</b> .....	4
Unit 2 <b>Comparing Animals</b> .....	12
<b>Let's Review Units 1 and 2</b> ...	20
Unit 3 <b>Last Weekend</b> .....	22
Unit 4 <b>Activities</b> .....	30
<b>Let's Review Units 3 and 4</b> ...	38
Unit 5 <b>The Future</b> .....	40
Unit 6 <b>Fun in the Seasons</b> .....	48
<b>Let's Review Units 5 and 6</b> ...	56
Unit 7 <b>The Senses</b> .....	58
Unit 8 <b>New Experiences</b> .....	66
<b>Let's Review Units 7 and 8</b> ...	74
<b>Syllabus</b> .....	76
<b>Word List</b> .....	78



Kate



Andy



Jenny



Scott



Let's Talk



Let's Learn



Let's Learn More



Let's Read




Let's Review

# Let's Remember

**A** Listen, point, and say.

CD1  
02



Do you want to go skateboarding?

That's too bad.

No, thanks. I can't.  
I have a stomachache.

What happened?

I'm not sure. My kite  
was under the tree.  
Now it's in the tree.

Which ball is bigger?

My ball is bigger.

My ball is the biggest.

Are you going to go through the tunnel?

Yes, I am.

It's dark. You need a flashlight.

Is it going to rain?

I'm not sure. I hope not.

# Unit 1 How Much Food?

## Let's Talk



### A Listen and say.

CD1  
03



**Kate:** Is everything ready for the party? Are there enough pretzels?

**Jenny:** I think so. There are three bags.



**Kate:** Do we have any soda?

**Jenny:** Yes, we do.

**Kate:** How many cans of soda are there?

**Jenny:** There's only one can. We don't have enough.



**Kate:** How many cans do we need?

**Jenny:** We need twelve cans.

**Kate:** OK. See you soon!

CD1  
04

Are there enough pretzels?  
I think so.  
I don't think so.

**B Practice the words. Ask and answer.**

1. a can of tomatoes



2. cans of beans

3. a bag of  
potato chips4. bags of  
pretzels

5. a bottle of water



6. bottles of soda



7. a piece of pizza

8. pieces of  
watermelon

How many cans of tomatoes are there?


There is one can.

There are three cans.

**C Listen and sing.****One Piece of Pizza**

Oh, there is one piece of pizza.  
There are pretzels in a bag,  
One piece of pizza,  
Pretzels in a bag.

Oh, there are three cans of soda,  
Pretzels in a bag,  
Four bags of potato chips.  
Oh, I love parties!



Pizza, pizza,  
Is there enough pizza?  
Yes, there is.  
There's enough pizza.  
There are enough pieces of pizza.  
There's plenty of pizza pie. YES!

# Let's Learn



## A Learn the words. CD1 08



1. a lot of nuts



2. a few nuts



3. a lot of cupcakes



4. a few cupcakes



5. a lot of blueberries



6. a few blueberries



7. a lot of cherries



8. a few cherries

## B Make sentences. CD1 09

Jenny and Kate are getting food ready for a party. Do they have enough food?



There are a lot of nuts.  
There are a few cupcakes.



**C** Ask and answer.

CD1  
10



How many **sandwiches** are there?

There are 

a lot of
a few

**sandwiches**.

**D** Ask your partner. Look at the picture in **C**.

CD1  
11

Are there a lot of **cookies**?

Yes, there are. No, there aren't.

# Let's Learn More



## A Learn the words. CD1 12



1. a lot of pudding



2. a little pudding



3. a lot of fruit



4. a little fruit



5. a lot of lemonade



6. a little lemonade




7. a lot of pie



8. a little pie

## B Ask and answer. CD1 13


Scott and Andy are at the party, too.  
They are helping with the food.



How much **fruit** is there?  
There is a lot of **fruit**.

How much **pie** is there?  
There is a little **pie**.

**C Ask and answer.** CD1  
14



How many **peaches** are there?  
 There are 

a lot of	peaches.
a few	

How much **yogurt** is there?  
 There is 

a lot of	yogurt.
a little	

**D Listen and chant.** CD1  
15

**Is There a Lot of Milk?**

Is there a lot of milk?  
 Yes, there is.  
 There are bottles and bottles  
 and bottles of milk.



Is there a lot of popcorn?  
 There's a little popcorn.

Are there a lot of grapes?  
 There are a few.

Are there a lot of pancakes?  
 No, there aren't.

How many grapes?  
 One or two.





## A Listen and read along. Then read again.

# DINOSAURS

Dinosaurs lived millions of years ago. There were a lot of dinosaurs then. What did they eat? Did they buy bags of dinosaur food? Did they eat pieces of bread? No!


Scientists studied dinosaur teeth. The scientists learned many things. For example, many dinosaurs ate plants. Some dinosaurs ate meat.



Apatosaurus: plant-eater



Tyrannosaurus: meat-eater



can → could

Scientists studied bones, too. Many dinosaurs had big, long bones. They were tall. They could reach the leaves on trees, but they couldn't jump. Some dinosaurs had little, short bones. They could climb trees.

### New Words

dinosaurs  
millions of years ago  
plants  
meat

## B Choose the correct answer.

1. What did dinosaurs eat?
  - a. a few pieces of bread
  - b. a lot of plants and meat
2. Could tall dinosaurs jump?
  - a. No, they couldn't.
  - b. Yes, they could.

### C Understand the vocabulary.

They could **reach** the leaves on trees.

What does **reach** mean?


a.



b.



c.



### D Ask your partner.

1. When did dinosaurs live?
2. What did scientists study?
3. What did scientists learn from dinosaur bones?

### E Listen and write. Do you hear **mp** or **mb**?

CD1  
18



1. ju\_\_\_\_\_



2. cli\_\_\_\_\_



3. la\_\_\_\_\_



4. co\_\_\_\_\_

### F Learn about words. Read and write.



long

long + er



longer

1. short → \_\_\_\_\_

2. tall → \_\_\_\_\_


# Unit 2 Comparing Animals

## Let's Talk



### A Listen and say.

CD1  
19



**Andy:** Did you know that a zebra is slower than a gazelle?

**Scott:** Really? I didn't know that.



**Andy:** Which animal is faster? A cat or a polar bear?

**Scott:** I'm not sure. I think a polar bear is probably faster.

**Andy:** No! A cat is as fast as a polar bear!

**Scott:** Wow! Are you sure? That's interesting!



**Andy:** A man is faster than a skunk.

**Scott:** Are you sure?

**Andy:** Yes, I'm sure. Look!

**Scott:** That's good! He can run away!

CD1  
20

Are you sure?  
Yes, I'm sure.  
No, I'm not sure.

## B Practice the words. Ask and answer.

CD1  
21



1. a wolf  
64 kph



2. a zebra  
64 kph



3. a cheetah  
114 kph



4. a gazelle  
80 kph



5. a rhinoceros  
43 kph



6. a polar bear  
43 kph



7. a squirrel  
19 kph



8. a skunk  
12 kph

CD1  
22

Is a **wolf** as fast as a **zebra**?  
Yes, it is. No, it isn't. It's **slower**.

fast → as fast as → faster than  
slow → as slow as → slower than

## C Listen and chant.

CD1  
23


### A Gazelle Is as Fast as a Lion

A gazelle is as fast  
as a lion.

But a lion is smarter  
than a cow.

You're probably right,  
but I'm not sure.

Is a lion smarter  
than a cow?



A rhino is bigger than  
a zebra.

But it's smaller than a  
polar bear.

You're probably right,  
but I'm not sure.

Is it smaller than  
a polar bear?



Some skunks are as little  
as squirrels.

Some skunks are as big  
as cats.

You're probably right,  
but I'm not sure.

Is a skunk as big as  
a cat?

# Let's Learn



## A Learn the words.

CD1  
24



polar bear



dog



gazelle

1. fast → faster → fastest



squirrel



skunk



turtle

2. slow → slower → slowest



cheetah



rhinoceros



elephant

3. large → larger → largest



puppy



kitten



mouse

4. small → smaller → smallest

## B Ask and answer.

CD1  
25

Scott and Jenny are at an animal exhibit. They are learning about the speed and size of animals.

**Animal Speed**

1. gazelle

2. polar bear

**Animal Size**

3. rhinoceros

4. elephant

Which one is **faster**?

The **gazelle** is **faster**. The gazelle is faster than the polar bear.



## C Ask and answer.

CD1  
26

1. fast



cheetah



polar bear



zebra

2. slow



cat



wolf



turtle

3. large



lion



rhinoceros



cow

4. small



mouse



skunk



squirrel

Which one is the fastest?  
The cheetah is the fastest.

## D Listen and chant.

CD1  
27

### Cheetah Chant

A greyhound is fast,  
Faster than a cat,  
But a cheetah is the fastest of all.

A rabbit is fast,  
Faster than a cat,  
But a cheetah is the fastest of all.

A racehorse is fast,  
Faster than a fox,  
But a cheetah is the fastest of all.

A rabbit is faster  
than a baby kangaroo,  
But a cheetah is the fastest of all.



# Let's Learn More



## A Learn the words.

CD1  
28



1. colorful



2. graceful



3. expensive



4. delicious

## B Say these.

CD1  
29



The polar bear is the least colorful.



The squirrel is less colorful than the frog.



The frog is colorful.



The fish is more colorful than the frog.



The bird is the most colorful.

## C Ask and answer.

CD1  
30

Kate and Jenny are in the zoo gift shop. They are comparing gifts.



Which one is more colorful?  
The fish is more colorful.

Which one is less colorful?  
The frog is less colorful.

**D** Play a game. Ask and answer.

CD1  
31

Which one is the most **graceful**?  
The **gazelle** is the most **graceful**.

Which one is the least **graceful**?  
The **elephant** is the least **graceful**.



**E** Ask and answer. Look at the pictures in **D**.

CD1  
32

Is the **skirt** more **expensive** than the **shirt**?  
Yes, it is.  
No, it isn't.




**A** Listen and read along. Then read again.


CD1  
33

## What Do You Know About Animals?

Polar bears have a good sense of smell. They can smell fish under the ice from far away. They are strong, and they can smash open ice blocks to catch the fish.



Zebras are not colorful, and they can't change color. But every zebra's stripes are different, just like fingerprints.



The mimic octopus isn't colorful. But it can change its color and shape. It can look like a jellyfish, a snake, or fifteen different animals.



A box jellyfish has 24 eyes. It is shaped like a box.

A hummingbird is one of the smallest and lightest birds. It is lighter than a coin, and it can fly backwards.



### New Words

smash	change
hummingbird	fingerprints
backwards	jellyfish
mimic octopus	shape

**B** Choose the correct answer.

CD1  
34

- What animal can change color and shape?
  - a jellyfish
  - a mimic octopus
- Is a coin heavier than a hummingbird?
  - Yes, it is.
  - No, it isn't.





### C Understand the vocabulary.

It can **look like** fifteen different animals.

What does **look like** mean?

a.



b.



c.



### D Ask your partner.

1. What bird can fly backwards?
2. Which animal is the most interesting? Why?

### E Listen and write. Do you hear **ar** or **ir**?

CD1  
35



1. b\_\_\_\_d

2. sc\_\_\_\_f

3. th\_\_\_\_d

4. c\_\_\_\_d

5. sh\_\_\_\_k

### F Learn about words. Read and write.



small

small + est

smallest



1. light → \_\_\_\_\_

2. slow → \_\_\_\_\_

3. tall → \_\_\_\_\_




4. strong → \_\_\_\_\_

# Let's Review






## A Listen and check.




CD1  
36

1.   




A  B  C

2.   

A  B  C

3.   

A  B  C

4.   

A  B  C

## B Listen and circle.



CD1  
37

1. a. It's slower.      b. It's faster.

2. a. It's larger.      b. It's smaller.

## C Listen and check.




CD1  
38

1.   




A  B  C

2.   

A  B  C

3.   

A  B  C

4.   


A  B  C

## D Let's read about a panda kindergarten.

CD1  
39

We're in China!

### John and Lisa's Travel Blog



## Ni Hao from Panda Kindergarten, China!

*ni hao* = hello

This week, we're volunteering at a panda kindergarten. Every morning, we clean the pandas' rooms, and then we feed them. They eat a lot of bamboo every day! Pandas also like carrots and apples. We didn't know that.



Newborn pandas are very small. They are about as light as a stick of butter. But they grow quickly.

We like watching the pandas. They really like to play. Baby pandas like to tumble, climb, and chase. They are very funny.



### What About You?

- How many pets do you have?
- Do you like to watch baby animals? What do they do? Are they funny?

### New Words

kindergarten  
bamboo  
carrot  
newborn  
stick of butter  
tumble

## E Write about a baby animal.

Comments

# Unit 3 Last Weekend

## Let's Talk



### A Listen and say.

CD1  
40



**Jenny:** How was your weekend?

**Scott:** It was great. How was yours?

**Jenny:** It was pretty good.



**Scott:** What did you do?

**Jenny:** My brother and I went for a bike ride.

**Scott:** That sounds like fun.



**Jenny:** What did you do last weekend?

**Scott:** I went shopping and bought this new bike.

**Jenny:** Wow! I like it.

**Scott:** Thanks.

CD1  
41

How was your weekend?

It was great.

It was pretty good.

yours = your weekend



## B Practice the words. Ask and answer.

CD1  
42



1. went for a walk



2. went for a bike ride



3. went for a swim



4. went bowling



5. went shopping



6. went skating

CD1  
43

What did **he** do last weekend?  
He went for a walk.

## C Listen and chant.

CD1  
44

### Last Summer, What Did You Do?

Last summer, what did you do?

I went to Hawaii.

I did, too.

Did you buy anything?

Yes, I did. I bought  
a two-dollar tie.

So did I.



Last winter, where did you go?

I went to London.

So did Joe.

Did you buy anything?

Yes, I did. I bought English tea.  
So did he.



# Let's Learn



## A Learn the words.

CD1  
45



1. skateboarding



2. hiking



3. taking pictures



4. playing volleyball



5. running




6. walking the dogs

## B Ask and answer.

CD1  
46

It was Saturday. Jenny and Scott saw Kate and Andy at the park. What were they doing before?



What was **Kate** doing?  
She was walking the dogs.

**C Ask and answer.**

CD1  
47



What was *she* doing yesterday?  
She was *walking the dog*.

What were *they* doing yesterday?  
They were *hiking*.

**D Listen and chant.**

CD1  
48

**Our Dogs**

Last night, our dogs were having fun.  
They were having a very good time.

What were they doing?  
They were skateboarding.  
They were having a very good time.



Your dogs were skateboarding?  
Yes, they were.  
They were having a very good time.

# Let's Learn More



Ask and answer

## A Learn the words.

CD1  
49



1. buying sneakers



2. mailing a package



3. playing catch



4. watching DVDs



5. borrowing books



6. surfing the Internet

## B Ask and answer.

CD1  
50

It's Sunday. The children met in the park again this afternoon.  
Where were they this morning? What were they doing there?



Where was **Andy** this morning?  
He was at home.


What was **he** doing there?  
He was watching DVDs.

**C** Play a game. Ask your partner.

CD1  
51

What was *she* doing this afternoon?  
What were they

*She* was buying boots at the mall.  
*They* were



**D** What about you?

Where were you this morning? What were you doing?

I was \_\_\_\_\_ at \_\_\_\_\_.



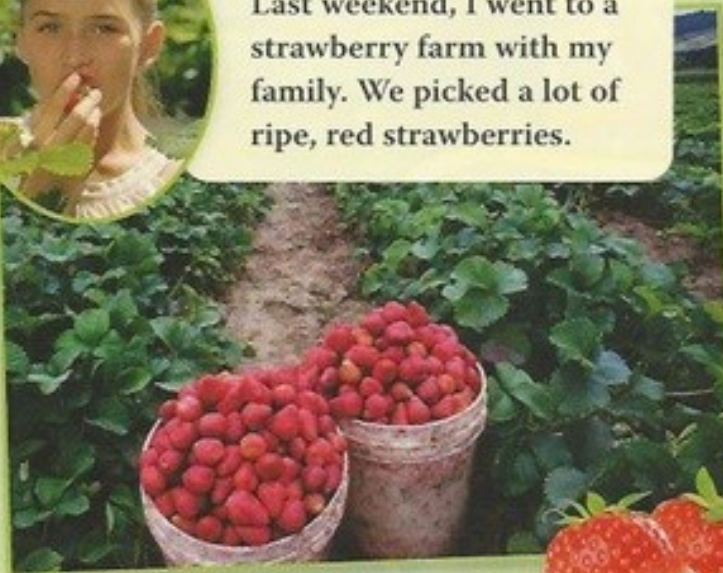
**A** Listen and read along. Then read again.

CD1  
52

## A Trip to the Strawberry Farm



Last weekend, I went to a strawberry farm with my family. We picked a lot of ripe, red strawberries.



*Strawberries are the only fruit with seeds on the outside.*



I was picking strawberries in one row. My brother and my parents were in the next row. I was watching my brother. Sometimes he was picking strawberries, but usually he was eating them.



We took them home and made strawberry jam and strawberry ice cream. It was fun!



### New Words

pick  
ripe  
row  
only  
seeds

**B** Choose the correct answer.

CD1  
53

1. Where were they last weekend?    a. at a strawberry farm    b. at a fruit store
2. What was her brother doing?    a. buying strawberries    b. eating strawberries





### C Understand the vocabulary.

We **picked** a lot of ripe, red strawberries.

What does **picked** mean?

a.



b.



c.



### D Ask your partner.

1. Do you like strawberries?
2. Are there a lot of strawberries in your refrigerator right now?
3. What's your favorite fruit?

### E Listen and write. Do you hear **st** or **str**?

CD1  
54



1. \_\_\_\_\_awberry
2. \_\_\_\_\_ar
3. \_\_\_\_\_ipes
4. \_\_\_\_\_ore
5. \_\_\_\_\_ing

### F Learn about words. Read and write.



strawberry

strawberry - y + ies

strawberries



1. family → \_\_\_\_\_
2. cherry → \_\_\_\_\_

# Unit 4 Activities

## Let's Talk



### A Listen and say.

CD1  
55



**Andy:** Are you ready?  
**Kate:** Not yet. Wait a minute.  
**Andy:** Why?  
**Kate:** I think I forgot to do something.



**Andy:** Did you put on sunscreen?  
**Kate:** Yes, I did. I put it on.  
**Andy:** Did you turn off the radio?  
**Kate:** Yes, I turned it off.  
**Andy:** OK. You're ready.



**Kate:** Oh, no! Now I remember.  
**Andy:** What?  
**Kate:** I forgot to take off my watch.  
**Andy:** I hope it's waterproof.

CD1  
56

Are you ready?  
Not yet. Wait a minute.



**B Practice the words. Ask and answer.**

CD1  
57



1. put on sunscreen



2. turn on the TV



3. take off your watch



4. turn off the radio



5. turn in your homework



6. turn up the heat



7. clean up your room



8. turn down the music

CD1  
58

Did you **put on sunscreen**?  
Yes, I **put it on**.  
No, I didn't **put it on**.

**C Listen and sing.**

CD1  
59

**Tom Came Home and Turned On the Radio**

Tom came home  
and turned on the radio,  
Turned on the radio,  
Turned on the radio.  
Tom came home  
and turned on the radio.  
Tom turned the radio on.



Paul came home  
and put on a DVD,  
Put on a DVD,  
Put on a DVD.  
Paul came home  
and put on a DVD.  
Paul put a DVD on.

# Let's Learn



## A Learn the words.

CD1  
60



1. walk quickly



2. walk slowly



3. speak loudly



4. speak quietly



5. paint beautifully




6. dance gracefully

## B Ask and answer.

CD1  
61

Kate, Scott, Andy, and Jenny are at an outdoor fair. Kate dances gracefully. How does Scott paint?



How does Kate dance?  
She dances gracefully.

quick	→	quickly	quiet	→	quietly
slow	→	slowly	beautiful	→	beautifully
loud	→	loudly	graceful	→	gracefully

**C Ask and answer.** CD1  
62



Does she walk quickly?  
 Yes, she does.  
 No, she doesn't. She walks slowly.

**D Listen and chant.** CD1  
63



**My Friend Joe Is Very Slow**

My friend Joe is very slow.  
 He talks slowly, very slowly.  
 He walks slowly, very slowly.  
 Hurry up, Joe, let's go!

My friend Joe is very slow.  
 He eats slowly, very slowly.  
 He works slowly, very slowly.  
 He drives slowly, very slowly.  
 Hurry up, Joe. Let's go!

My friend Rick is very quick.  
 He talks quickly, very quickly.  
 He walks quickly, very quickly.  
 Slow down, Rick. Slow down!

My friend Rick is very quick.  
 He eats quickly, very quickly.  
 He works quickly, very quickly.  
 He drives quickly, very quickly.  
 Slow down, Rick. Slow down!



# Let's Learn More



## A Learn the words.

CD1  
64

Hello!



1. play the guitar



2. speak English



3. ride a unicycle



4. bake



5. cook




6. sew

## B Ask and answer.

CD1  
65

Kate, Jenny, Scott, and Andy are in a show.  
What do they do well?



What does **Kate** do well? **She sews** very well.

**C Play a game. Make sentences.**

She speaks English very well.

Nice to meet you.

Start


End

**A**

- talks
- dances
- walks
- paints
- plays
- speaks
- rides
- bakes

**B**

- quickly
- slowly
- quietly
- loudly
- gracefully
- beautifully
- well



**D What about you?**

- Do you speak loudly or quietly?
- Do you walk quickly or slowly?
- What do you do well?



**A** Listen and read along. Then read again.

CD1  
67

## A Tornado in a Bottle

A tornado is a storm. In this storm, the wind moves very quickly in a circle. Tornadoes can pick up trees, cars, and houses!


You can make a model tornado in a bottle. Here's how to do it.

1. Use two bottles. Put water in one of the bottles. Put tape on the mouth of the bottle. Make a hole.



2. Tape the necks of the bottles tightly together.

3. Turn over the bottles. Tilt the bottles and swirl the water in a circle. You are going to see a little tornado.



### New Words

tornado	hole
storm	tightly
wind	tilt
model	swirl

**B** Choose the correct answer.

CD1  
68

1. Does a tornado move slowly?
  - a. Yes, it does. It moves very slowly.
  - b. No, it doesn't. It moves quickly.
2. What can a tornado do?
  - a. pick up houses
  - b. fill bottles with water

### C Understand the vocabulary.

Tilt the bottles and **swirl** the water in a circle.

What does **swirl** mean?



### D Ask your partner.

1. What is a tornado?
2. How does a tornado move?

### E Listen and write. Do you hear **It** or **Id**?

CD1 69



1. ti \_\_\_\_\_

2. co \_\_\_\_\_

3. qui \_\_\_\_\_

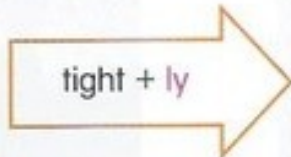
4. o \_\_\_\_\_

5. be \_\_\_\_\_

### F Learn about words. Read and write.



tight



tightly



1. quick → \_\_\_\_\_

2. loud → \_\_\_\_\_

3. soft → \_\_\_\_\_




4. slow → \_\_\_\_\_

# Let's Review



## A Listen and number.

CD1  
70



## B Listen and check.

CD1  
71

1.



A



B



C

2.



A



B



C

3.




A



B

4.



A



B



## C Let's read about the Great Barrier Reef.

CD1  
72

We're in Australia!

### John and Lisa's Travel Blog

Great Barrier  
Reef, Australia



## G'day from the Great Barrier Reef in Australia!

Today we went scuba diving. We swam slowly around the coral and saw some clownfish. They were very colorful and friendly.



Then we saw a big sea turtle. Turtles are not graceful on land, but they are very graceful in the water.



We swam back to the boat. Dolphins swam next to us and jumped out of the water.



This is the world's largest coral reef. It's a beautiful underwater world!

*g'day = good day*

### What About You?

- Can you swim underwater?
- What can you see underwater?

### New Words

scuba diving  
coral reef  
clownfish  
underwater

## D Write about a water activity.

Comments

# Unit 5 The Future

## Let's Talk



### A Listen and say.


CD2  
02



**Kate:** What do you think you'll be when you grow up?

**Jenny:** I think I'll be a tennis player.

**Kate:** Good idea! You play tennis very well.



**Kate:** What about me? What do you think I'll be?

**Jenny:** Hmm. Maybe you'll be an engineer.

**Kate:** Really? I don't think so. I hate math.



**Kate:** I think I'll be a designer.

**Jenny:** You're probably right. You're really good at drawing.

**Kate:** Maybe I'll make a tennis outfit for you.

**Jenny:** That'll be great! Thanks.

CD2  
03

I think I'll be a tennis player.  
Good idea!  
You're probably right.

you will = you'll  
I will = I'll  
That will = That'll

## B Practice the words.

CD2  
04



1. a tennis player



2. a movie director



3. a designer



4. a hair stylist



5. a surgeon



6. a flight attendant

## C Ask and answer.



CD2  
05

What do you think **he'll** be?  
I think **he'll** be a **hair stylist**.

he will = he'll  
she will = she'll

## D Listen and chant.

CD2  
06

### What Will Lynn Be?

Will Lynn be a lawyer?

No, I don't think so.

Will she be a doctor?

No, I don't think so.

She won't be a lawyer.

She won't be a doctor.

What do you think she'll be?

I think she'll be an English teacher.

We'll see!



# Let's Learn



## A Learn the words.

CD2  
07



1. do the laundry



2. set the table



3. make the bed



4. dust the furniture



5. mop the floor



6. wash the car


## B Ask and answer.

CD2  
08

It's Saturday. Will Jenny, Andy, Kate, and Scott do their chores?



1



2



3



4

Will Jenny mop the floor?  
Yes, she will. No, she won't.

will not = won't

### C Ask and answer.

CD2  
09

1.



2.



3.



4.



5.



6.



What will **she** do next?  
**She'll probably do the laundry.**

they will = they'll  
he will = he'll  
she will = she'll

### D Listen and chant.

CD2  
10

#### Will He Hit a Home Run?

Will he hit a home run?

He probably won't.

Do the Reds play well?


No, they don't.

Who will score a run?

Maybe Bill.

Will the Blue Boys win?

They probably will.



# Let's Learn More



Ask and Answer

## A Learn the words.

CD2  
11



1. do homework



2. wash the dishes



3. clean my desk



4. set the alarm



5. go fishing



6. go swimming



7. go bowling



8. go to sleep

## B Ask and answer.

CD2  
12

Kate, Jenny, Andy, and Scott are talking about what they will do after class.



What will you do after class?  
I think I'll go to sleep after class.

**C Play a game. Make sentences.**

CD2  
13



He probably won't do homework.  
They'll probably go fishing.



**D What about you?**

What will you do after class?

I'll probably \_\_\_\_\_ . I probably won't \_\_\_\_\_ .




**A** Listen and read along. Then read again.

CD2  
14

## ELEPHANT CAMP

Today I went to an elephant camp in Thailand. The elephants and their trainers were playing soccer! They were very good. The elephants can play soccer better than I can!



Another elephant was painting a picture. Her name was Sai. She wrapped her trunk around the paintbrush. She painted a picture of a flower. Sai can paint better than I can!



I visited the elephant nursery, too. The baby elephants were very cute. They played all day. Maybe they'll be soccer players or painters someday!

### New Words

another  
wrapped  
nursery  
cute  
painters

**B** Choose the correct answer.

CD2  
15

1. Where did he go?
  - a. to a zoo
  - b. to a camp
2. What did the baby elephants do all day?
  - a. They painted.
  - b. They played.



### C Understand the vocabulary.

She wrapped her trunk around the paintbrush.

What does wrapped her trunk around mean?



### D Ask your partner.

1. Can elephants paint pictures?
2. Where were the baby elephants?

### E Listen and write. Do you hear **wr** or **wh**?

CD2  
16



1. \_\_\_\_\_ite



2. \_\_\_\_\_ap



3. \_\_\_\_\_ite



4. \_\_\_\_\_ale

### F Learn about words. Read and write.



paint

brush

paint + brush

paintbrush



1. homework = \_\_\_\_\_ + \_\_\_\_\_

2. sunglasses = \_\_\_\_\_ + \_\_\_\_\_

3. snowboard = \_\_\_\_\_ + \_\_\_\_\_

4. jellyfish = \_\_\_\_\_ + \_\_\_\_\_

# Unit 6 Fun in the Seasons

## Let's Talk



### A Listen and say.

CD2  
17



**Scott:** Summer is my favorite season.

**Andy:** Why?

**Scott:** Because it's hot and there's no school.



**Scott:** What's your favorite season?

**Andy:** Winter.

**Scott:** Why?

**Andy:** Because I like skiing.



**Scott:** I like skiing, too ... waterskiing!

**Andy:** That sounds like fun. Let's go waterskiing this summer!

CD2  
18

I like waterskiing.  
That sounds like fun.

### Did You Know?

Summer in the Northern Hemisphere is usually June, July, and August. Summer in the Southern Hemisphere is usually December, January, and February.

## B Practice the words. Ask and answer.

CD2  
19

winter



1. ice skating

2. skiing

spring



3. planting flowers

4. flying kites


summer



5. going to the beach

6. waterskiing

fall



7. camping

8. picking apples

CD2  
20

Why do you like **winter**?

I like **winter** because I like **ice skating**.

## C Listen and chant.

CD2  
21

### What's Your Favorite Season?

What's your favorite season?

I love winter.

I don't like winter at all.

Why do you hate winter?

Because I hate the cold.

I like spring or fall.

What's your favorite season?

I love summer.

I don't like summer at all.

Why do you hate summer?

Because I hate the heat.

I don't like summer at all.



# Let's Learn



## A Learn the words.

CD2  
22



1. went backpacking



2. raked leaves



3. went sledding



4. had a snowball fight



5. had a picnic



6. picked flowers



7. went swimming




8. built a sandcastle

## B Ask and answer.

CD2  
23

Andy, Kate, Scott, and Jenny are showing photos of what they did last weekend.



What did you do last weekend?  
I built a sandcastle.

**C Ask and answer.**

CD2  
24




What did he do last weekend?  
He went backpacking.

**D Listen and sing.**

CD2  
25

**What Did You Do?**

What did you do?  
Where did you go?  
Who did you see last night?  
Please tell me.  
What did you do?  
Where did you go?  
I had fun last night.  
Oh, what did you do?  
Where did you go?



I had a wonderful time.  
I stayed home and did my homework.  
I had a wonderful time.

# Let's Learn More



Ask and

## A Learn the words.

CD2  
26



1. go trekking



2. go to a water park




3. go rafting



4. go to a baseball game



5. go scuba diving



6. go surfing



7. go snowboarding



8. go horseback riding

## B Make sentences.

CD2  
27

Andy, Scott, Jenny, and Kate are planning their next vacations. What will they do?




Andy will probably go surfing.

**C** Ask and answer.

CD2  
28

1.



last summer



next summer

2.



last winter



next winter

3.



last spring



next spring

4.



last fall



next fall

What did **he** do last summer?  
He went to a water park.

What will **he** do next summer?  
He'll probably go scuba diving.

**D** What about you?

What did you do last summer?  
What did you do last month?

What will you do next summer?  
What will you do tomorrow?



**A** Listen and read along. Then read again.

CD2  
29

# Butterflies




The monarch butterflies are here in California! They usually live in the north in the summer. Every winter, they spread their wings and fly south to Mexico because they don't like the cold.



Monarch butterflies are beautiful. They fill the sky with orange and black spots when they fly.



In the winter, the butterflies stop in California to rest. They are in all the trees. Winter is my favorite season because the butterflies are here. They are graceful, colorful, and wonderful.



In the spring, they will fly north again to Canada.

## New Words

monarch butterfly  
north  
spread  
wings  
south  
wonderful

**B** Choose the correct answer

CD2  
30

- Where do monarch butterflies usually live?
  - in the north
  - in the south
- Where will the butterflies go in the spring?
  - north
  - south





### C Understand the vocabulary.

They **spread** their wings and fly.

What does **spread** mean?

a.



b.



c.



### D Ask your partner.

1. Why do the butterflies fly south in the winter?
2. What's your favorite season? Why?

### E Listen and write. Do you hear **spr** or **sp**?

CD2  
31



1. \_\_\_\_\_ot



2. \_\_\_\_\_ing



3. \_\_\_\_\_aghetti



4. \_\_\_\_\_ead



5. \_\_\_\_\_eak

### F Learn about words. Read and write.



color

color + **ful**

colorful



1. grace \_\_\_\_\_

2. wonder \_\_\_\_\_

# Let's Review



## A Listen and check.

CD2  
32

1.



A



B



C

2.



A



B



C

3.



A



B



C

4.



A



B



C

5.



A



B



C

6.



A



B



C

7.



A



B



C

8.



A



B



C

## B Let's read about Mt. Everest.

CD2  
33


We're in Nepal!

### John and Lisa's Travel Blog

Mt. Everest,  
Nepal

## Namaste from Mt. Everest, Nepal!


*namaste = hello*



We're not at the top of Mt. Everest because only mountain climbers can go there. But we can see the top!



We stayed with a host family in a small village last night. Everyone was very friendly. We ate curry and bread for dinner. It was delicious.



Summer is trekking season. It's too cold in the winter. Tomorrow, our guides will take us to the Everest Base Camp. We'll be at the top of the world!

### What About You?

- What did you do last weekend? Did you go trekking in the mountains?
- Do you think you'll eat curry for dinner? What will you probably eat for dinner?

### New Words

Mt. Everest  
host family  
village  
curry

## C Write about your visit to a new place.

Comments

# Unit 7 The Senses

## Let's Talk



### A Listen and say.

CD2  
34



**Scott:** Something smells good. What are you doing?

**Kate:** I'm baking cookies.

**Scott:** Are they done?

**Kate:** Almost.



**Kate:** Oh, no.

**Scott:** What happened?

**Kate:** I don't know. They don't look good.

**Scott:** They smell good. I'll try one.



**Kate:** How is it?

**Scott:** It tastes great!

CD2  
35

What happened?  
I don't know.

## B Say these. CD2 36

1.



Look at the butterfly.  
It looks beautiful.



2.



Listen to the music.  
It sounds wonderful.



3.



Smell the flower.  
It smells good.



4.



Touch the rabbit.  
It feels soft.



5.



Taste the candy.  
It tastes sweet.



## C Practice the words. Make sentences. CD2 37



1. sunset



2. bird



3. rose



4. pillow



5. strawberry

CD2  
38

Look at the sunset.  
It looks beautiful.

## D Listen and chant. CD2 39

### Listen! Do You Hear That Music?

Listen! Do you hear that music?  
Yes, I do. It sounds beautiful!

Smell the roses. They smell sweet.  
Mmmmm. They smell wonderful!

Look! Do you see that rainbow?  
Yes, I do. It looks amazing!

Touch this pillow. It feels soft.  
Mmmmm. It feels nice!

Taste these cookies. They taste good.  
Mmmmm. They're delicious!



# Let's Learn



## A Learn the words.

CD2  
40



1. rainbow / beautiful



2. mask / ugly



3. music / wonderful



4. noise / awful



5. garbage / bad




6. soap / good

## B Make sentences.

CD2  
41

Kate, Jenny, Scott, and Andy are using their senses.  
How do the things around them look, sound, and smell?



The rainbow looks beautiful.

look	→	looks
sound	→	sounds
smell	→	smells


**C Ask and answer.** CD2  
42



1. butterfly / beautiful



2. garbage / bad



3. noise / awful



4. mask / ugly



5. music / wonderful



6. rose / good

How does the butterfly look?  
It looks beautiful.

**D Listen and chant.** CD2  
43



I smell smoke.  
Something's burning.  
It smells terrible.  
It smells awful.

**I Smell Smoke**

I see a horse.  
Somebody's riding.  
It looks wonderful.  
It looks beautiful.



I hear music.  
Somebody's singing.  
It sounds wonderful.  
It sounds beautiful.

I hear English.  
Somebody's speaking.  
It sounds interesting.  
It sounds beautiful.



# Let's Learn More



## A Learn the words.

CD2  
44



1. pillow / soft



2. rock / hard



3. mirror / smooth



4. tree / rough



5. honey / sweet



6. lemon / sour



7. potato chip / salty



8. dark chocolate / bitter

## B Ask and answer.

CD2  
45

Jenny and Andy went to a day care center. They talked with the children about the senses.



How does the **mirror** feel?  
The **mirror** feels smooth.


feel → feels  
taste → tastes



**C Play a game. Ask and answer.**

CD2  
46

Does it feel rough or smooth?  
It feels rough.



**D Ask your partner.**

CD2  
47

Which do you like better, salty food or sweet food?  
I like salty food better.

1. salty food or sweet food?
2. loud music or quiet music?
3. sweet chocolate or bitter chocolate?
4. a soft pillow or a hard pillow?



## A Listen and read along. Then read again.

CD2  
48

### Why Do Foods Taste Different?

You need two things to taste food: taste buds and a sense of smell.



Taste buds are on your tongue. They help you taste each kind of flavor. Taste buds tell you that ice cream is sweet, potato chips are salty, lemons are sour, and some dark chocolate is bitter.

Your sense of smell is important, too. It helps you taste.

Try this. Drink a glass of apple juice. It will taste sweet. Then pinch your nose closed. Drink some more juice. Now you can't taste it because you can't smell it.

#### New Words

taste buds    flavor  
sense        pinch  
tongue



## B Choose the correct answer.



CD2  
49

- Where are your taste buds?
  - on your nose
  - on your tongue
- Can you taste food when you pinch your nose?
  - Yes, you can.
  - No, you can't.

### C Understand the vocabulary.

Pinch your nose closed.

What does **pinch** mean?



### D Ask your partner.

1. Why do foods taste different?
2. What's your favorite flavor? Why?

### E Listen and write. Do you hear **nch** or **ch**?

CD2  
50



1. pi\_\_\_\_\_

2. rea\_\_\_\_\_

3. lu\_\_\_\_\_

4. pea\_\_\_\_\_

### F Learn about words. Read and write.



salt

salt + y

salty



1. rain



\_\_\_\_\_

2. snow



\_\_\_\_\_

3. cloud



\_\_\_\_\_

4. wind



\_\_\_\_\_

# Unit 8 New Experiences

## Let's Talk



### A Listen and say. CD2 51



**Jenny:** Guess what!  
**Scott:** What?  
**Jenny:** I'm going to go to France this summer.  
**Scott:** That's exciting!



**Scott:** Have you been there before?  
**Jenny:** No. It's my first time.  
**Scott:** I've been there twice. My uncle lives there. I visited him last summer.



**Jenny:** Wow! You're lucky! I don't know anyone there.  
**Scott:** You'll love France!  
**Jenny:** There's only one problem. I don't speak French!

CD2  
52

Have you been there before?  
No. It's my first time.  
Yes. I've been there twice.

be → been

## B Practice the words. Ask and answer.




1. Egypt



2. China



3. Hawaii



4. Nepal



5. the Grand Canyon



6. Mt. Everest



7. France

8. the Great  
Barrier ReefCD2  
54

Have you ever been to **Egypt**?  
Yes, I have. No, I haven't.

## C Listen and chant.

CD2  
55

### Have You Ever?

Have you ever climbed  
Mt. Everest?

Yes, I have.

I loved it.

You will, too.

Have you ever been  
to China?

Yes, I have.

I loved it.

You will, too.

Have you ever been to Egypt?

No, I haven't.

Have you ever been to Hawaii?

No, I haven't.

I've been there and everywhere.

I loved it.

You will, too.



# Let's Learn



## A Learn the words.

CD2  
56



1. fried noodles



2. potato salad



3. sushi



4. ravioli



5. crepes



6. kimchi



7. tofu



8. tacos

## B Ask and answer.

CD2  
57

Kate and Andy are talking about foods they have eaten. They want to taste new foods.



Have you ever eaten **sushi**?  
Yes, I have. No, I haven't.

eat → eaten

### C Make sentences.

CD2  
58



I've eaten **crepes**.  
I've never eaten **kimchi**.

I have → I've

### D Listen, point, and chant.

CD2  
59

#### Have You Ever Eaten Sushi?

Have you ever eaten sushi?

No, I haven't, but I'll try it tonight.  
All right.

Have you ever eaten tacos?

No, I haven't, but I'll try them  
tonight.  
All right.

Have you ever eaten tofu?

Yes, I have.



Have you ever eaten crepes?

Yes, I have.

But I've never eaten sushi.

And I've never eaten tacos.

I'll try them tonight.

All right.

# Let's Learn More



## A Learn the words.

CD2  
60



1. a crocodile



2. an ostrich



3. a panda



4. a penguin



5. a llama



6. a kangaroo



7. a koala



8. a hippopotamus

## B Ask and answer.

CD2  
61

Scott and Jenny are talking about animals they have seen. Scott has seen a crocodile and a penguin. Jenny has seen a panda, an ostrich, and a kangaroo.



Have you ever seen a crocodile?  
Yes, I have.  
No, I haven't.

see → seen



**C** Play a game. Ask and answer.

CD2  
62

Has she ever seen a crocodile?  
Yes, she has. No, she hasn't.


seen  
been  
eaten



**D** What about you?

CD2  
63

1.



2.



3.



4.



I've been to Hawaii.  
I've never been to Hawaii.



**A** Listen and read along. Then read again.

## The Dream Catcher

Do you ever have bad dreams at night? Native Americans believe that a dream catcher can catch your unhappy dreams. Then you will only have happy dreams. Have you ever seen a dream catcher? It looks like a spider's web.

You can make a dream catcher. Here is how to do it.



feathers



beads




a paper plate





yarn


### New Words

dream  
Native Americans  
spider's web  
weave  
hang down  
tie  
feather

- 

Cut out the center of a paper plate. Around the plate, make holes about 1 cm apart.
- 

Put yarn into one hole. Then weave the yarn from hole to hole, up and over, around the plate.
- 

Now weave across the plate. A few pieces of yarn can hang down. Put beads on the yarn.
- 

Finally, tie feathers to the yarn. Hang your dream catcher on the wall. Sweet dreams!

**B** Choose the correct answer.

1. What does a dream catcher look like?    a. a paper plate    b. a spider's web
2. What does a dream catcher do?    a. It catches happy dreams.    b. It catches unhappy dreams.

**C Understand the vocabulary.**

Cut out the center of a paper plate.

What does **cut out the center** mean?



**D Ask your partner.**

1. Have you ever seen a dream catcher?
2. Do you remember your dreams?

**E Listen and write. Do you hear **tch** or **t**?**

CD2  
66



1. pu\_\_\_\_\_



2. ca\_\_\_\_\_



3. ca\_\_\_\_\_

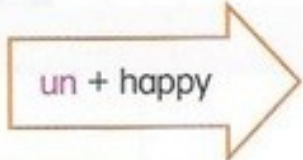


4. hopsco\_\_\_\_\_

**F Learn about words. Read and write.**



happy



unhappy



1. friendly → \_\_\_\_\_

2. do → \_\_\_\_\_

3. wrap → \_\_\_\_\_

4. sure → \_\_\_\_\_

# Let's Review



## A Listen and number.

CD2  
67

a




b




c




d




e




f




g




h




## B Listen and check.

CD2  
68



Jenny



Andy

	Yes	No	Yes	No
1. eaten tacos				
2. been to Hawaii				
3. seen a crocodile				


## C Let's read about the Grand Canyon.

CD2  
69

We're in the U.S.A.!

### John and Lisa's Travel Blog

Grand Canyon,  
U.S.A.



## Hello from the Grand Canyon, U.S.A.!

This morning, we went rafting on the Colorado River. The river goes through the Grand Canyon. We went through a lot of rapids. They were very rough. We've never gone rafting before. It was exciting.



In the afternoon, we camped near the river. For dinner, the guides cooked steaks over a campfire. The steaks smelled and tasted delicious!



Tonight we're going to sleep outside. We can hear the river. It sounds wonderful. We can also see a lot of stars. We've never seen so many stars!



### What About You?

- Have you ever gone rafting?
- Have you ever cooked over a campfire?

### New Words

Colorado River  
rapids  
campfire

## D Write about a new experience.

Comments

Write your comment here.

Write your name here.

Write your email here.

Write your address here.

Write your phone number here.

Write your school here.

Write your city here.

# Let's Go 5 Syllabus

## Let's Remember

Do you want to go skateboarding? Is it going to rain?  
 What happened? I'm not sure.  
 Which ball is bigger? It's dark. You need a flashlight.

### Unit 1 How Much Food?

Let's Talk	Let's Learn	Let's Learn More	Let's Read
<p><b>Conversation:</b> Is everything ready for the party? Are there enough pretzels? I think so. How many cans of soda are there? There is only one can. How many cans do we need? We need twelve cans.</p> <p><b>Food:</b> a can of tomatoes, cans of beans, a bag of potato chips, bags of pretzels, a bottle of water, bottles of soda, a piece of pizza, pieces of watermelon</p> <p><b>Song:</b> One Piece of Pizza</p>	<p><b>Quantities of Food:</b> a lot of/a few nuts, a lot of/a few cupcakes, a lot of/a few blueberries, a lot of/a few cherries</p> <p><b>Language:</b> There are a lot of nuts. There are a few cupcakes. How many sandwiches are there? There are a lot of/a few sandwiches.</p>	<p><b>Quantities of Food:</b> a lot of/a little pudding, a lot of/a little fruit, a lot of/a little lemonade, a lot of/a little pie</p> <p><b>Language:</b> How much fruit is there? There is a lot of fruit. There is a little pie. How many peaches are there?</p> <p><b>Chant:</b> Is There a Lot of Milk?</p>	<p><b>Descriptive Article:</b> Dinosaurs</p> <p><b>Questions</b></p> <p><b>Vocabulary:</b> reach</p> <p><b>Phonics:</b> mp jump mb climb</p> <p><b>Word Study:</b> long + er = longer</p>

### Unit 2 Comparing Animals

Let's Talk	Let's Learn	Let's Learn More	Let's Read
<p><b>Conversation:</b> Did you know that a zebra is slower than a gazelle? Which animal is faster? A cat or a polar bear? I'm not sure. A cat is as fast as a polar bear! Are you sure? Yes, I'm sure.</p> <p><b>Animals:</b> a wolf, a zebra, a cheetah, a gazelle, a rhinoceros, a polar bear, a squirrel, a skunk</p> <p><b>Chant:</b> A Gazelle is as Fast as a Lion</p>	<p><b>Comparatives:</b> fast, faster, fastest; slow, slower, slowest; large, larger, largest; small, smaller, smallest</p> <p><b>Language:</b> Which one is faster? The gazelle is faster. Which one is the fastest? The cheetah is the fastest.</p> <p><b>Chant:</b> Cheetah Chant</p>	<p><b>Descriptions:</b> colorful, graceful, expensive, delicious</p> <p><b>Language:</b> Which one is more/less colorful? The fish is more colorful. The frog is less colorful. Which one is the most/the least graceful? The gazelle is the most graceful. The elephant is the least graceful.</p>	<p><b>Article:</b> What Do You Know About Animals?</p> <p><b>Questions</b></p> <p><b>Vocabulary:</b> look like</p> <p><b>Phonics:</b> ir bird or scarf</p> <p><b>Word Study:</b> small + est = smallest</p>

Let's Review Units 1 and 2

Reading: John and Lisa's Travel Blog—Panda Kindergarten, China

### Unit 3 Last Weekend

Let's Talk	Let's Learn	Let's Learn More	Let's Read
<p><b>Conversation:</b> How was your weekend? It was great. How was yours? It was pretty good. What did you do? My brother and I went for a bike ride. That sounds like fun. What did you do last weekend? I went shopping and bought this new bike.</p> <p><b>Weekend Activities:</b> went for a walk/a bike ride/a swim; went bowling/shopping/skating</p> <p><b>Chant:</b> Last Summer, What Did You Do?</p>	<p><b>Weekend Activities:</b> skateboarding, hiking, taking pictures, playing volleyball, running, walking the dogs</p> <p><b>Language:</b> What was Kate doing? She was walking the dogs. What was she doing yesterday? What were they doing yesterday?</p> <p><b>Chant:</b> Our Dogs</p>	<p><b>Weekend Activities:</b> buying sneakers, mailing a package, playing catch, watching DVDs, borrowing books, surfing the Internet</p> <p><b>Language:</b> Where was Andy this morning? He was at home. What was he doing there? He was watching DVDs. What were they doing this afternoon?</p>	<p><b>Informational Story:</b> A Trip to the Strawberry Farm</p> <p><b>Questions</b></p> <p><b>Vocabulary:</b> picked</p> <p><b>Phonics:</b> str strawberry st star</p> <p><b>Word Study:</b> strawberry - y + ies = strawberries</p>

### Unit 4 Activities

Let's Talk	Let's Learn	Let's Learn More	Let's Read
<p><b>Conversation:</b> Are you ready? Not yet. Wait a minute. I think I forgot to do something. Did you put on sunscreen? Yes, I put it on. Did you turn off the radio? Yes, I turned it off. Oh, no! I forgot to take off my watch.</p> <p><b>Routines:</b> put on sunscreen, turn on the TV, take off your watch, turn off the radio, turn in your homework, turn up the heat, clean up your room, turn down the music</p> <p><b>Song:</b> Tom Came Home and Turned On the Radio</p>	<p><b>Adverbs:</b> walk quickly, walk slowly, speak loudly, speak quietly, paint beautifully, dance gracefully</p> <p><b>Language:</b> How does Kate dance? She dances gracefully. Does she walk quickly? Yes, she does. No, she doesn't. She walks slowly.</p> <p><b>Chant:</b> My Friend Joe Is Very Slow</p>	<p><b>Activities:</b> play the guitar, speak English, ride a unicycle, bake, cook, sew</p> <p><b>Language:</b> What does Kate do well? She sews very well. She speaks English very well.</p>	<p><b>How-To Article:</b> A Tornado in a Bottle</p> <p><b>Questions</b></p> <p><b>Vocabulary:</b> swirl</p> <p><b>Phonics:</b> It tilt id cold</p> <p><b>Word Study:</b> tight + ly = tightly</p>

Let's Review Units 3 and 4

Reading: John and Lisa's Travel Blog—Great Barrier Reef, Australia



## Unit 5 The Future

Let's Talk	Let's Learn	Let's Learn More	Let's Read
<p><b>Conversation:</b> What do you think you'll be when you grow up? I think I'll be a tennis player. You play tennis very well. What do you think I'll be? Maybe you'll be an engineer. I don't think so. I think I'll be a designer. You're probably right. You're really good at drawing.</p> <p><b>Occupations:</b> a tennis player, a movie director, a designer, a hair stylist, a surgeon, a flight attendant</p> <p><b>Chant:</b> What Will Lynn Be?</p>	<p><b>Chores:</b> do the laundry, set the table, make the bed, dust the furniture, mop the floor, wash the car</p> <p><b>Language:</b> Will Jenny mop the floor? Yes, she will. No, she won't. What will she do next? She'll probably do the laundry.</p> <p><b>Chant:</b> Will He Hit a Home Run?</p>	<p><b>After School:</b> do homework, wash the dishes, clean my desk, set the alarm, go fishing/swimming/bowling, go to sleep</p> <p><b>Language:</b> What will you do after class? I think I'll go to sleep after class. He probably won't do homework. They'll probably go fishing.</p>	<p><b>Photo Essay:</b> Elephant Camp</p> <p><b>Questions</b></p> <p><b>Vocabulary:</b> wrapped</p> <p><b>Phonics:</b> wr write wh white</p> <p><b>Word Study:</b> paint + brush = paintbrush</p>

## Unit 6 Fun in the Seasons

Let's Talk	Let's Learn	Let's Learn More	Let's Read
<p><b>Conversation:</b> Summer is my favorite season. What's your favorite season? Winter. Why? Because I like skiing. I like skiing too . . . waterskiing! That sounds like fun.</p> <p><b>Seasonal Activities:</b> winter, spring, summer, fall, ice skating, skiing, planting flowers, flying kites, going to the beach, waterskiing, camping, picking apples</p> <p><b>Chant:</b> What's Your Favorite Season?</p>	<p><b>Seasonal Events:</b> went backpacking/sledding/swimming, raked leaves, had a snowball fight/picnic, picked flowers, built a sandcastle</p> <p><b>Language:</b> What did you do last weekend? I built a sandcastle. What did he do last weekend?</p> <p><b>Song:</b> What Did You Do?</p>	<p><b>Vacation Ideas:</b> go trekking/rafting/scuba diving/surfing/snowboarding/horseback riding; got to a water park/baseball game</p> <p><b>Language:</b> Andy will probably go surfing. What did he do last summer? He went to a water park. What will he do next summer?</p>	<p><b>Photo Essay:</b> Butterflies</p> <p><b>Questions</b></p> <p><b>Vocabulary:</b> spread</p> <p><b>Phonics:</b> sp spot spr spring</p> <p><b>Word Study:</b> color + ful = colorful</p>

Let's Review Units 5 and 6

Reading: John and Lisa's Travel Blog—Mt. Everest, Nepal

## Unit 7 The Senses

Let's Talk	Let's Learn	Let's Learn More	Let's Read
<p><b>Conversation:</b> Something smells good. What are you doing? I'm baking cookies. Are they done? Almost. What happened? I don't know. They don't look good. They smell good. I'll try one. How is it? It tastes great!</p> <p><b>Using the Senses:</b> look, listen, smell, touch, taste, sunset, bird, rose, pillow, strawberry</p> <p><b>Chant:</b> Listen! Do You Hear That Music?</p>	<p><b>Senses:</b> rainbow/beautiful, mask/ugly, music/wonderful, noise/awful, garbage/bad, soap/good</p> <p><b>Language:</b> The rainbow looks beautiful. How does the butterfly look? It looks beautiful.</p> <p><b>Chant:</b> I Smell Smoke</p>	<p><b>Senses:</b> pillow/soft, rock/hard, mirror/smooth, tree/rough, honey/sweet, lemon/sour, potato chip/salty, dark chocolate/bitter</p> <p><b>Language:</b> How does the mirror feel? The mirror feels smooth. Does it feel smooth or rough? It feels rough.</p>	<p><b>Descriptive Article:</b> Why Do Foods Taste Different?</p> <p><b>Questions</b></p> <p><b>Vocabulary:</b> pinch</p> <p><b>Phonics:</b> nch pinch ch reach</p> <p><b>Word Study:</b> salt + y = salty</p>

## Unit 8 New Experiences

Let's Talk	Let's Learn	Let's Learn More	Let's Read
<p><b>Conversation:</b> Guess what? I'm going to go to France this summer. Have you been there before? No. It's my first time. I've been there twice. You'll love France. There's only one problem. I don't speak French!</p> <p><b>Places:</b> Egypt, China, Hawaii, Nepal, the Grand Canyon, Mt. Everest, France, the Great Barrier Reef</p> <p><b>Chant:</b> Have You Ever?</p>	<p><b>International Foods:</b> fried noodles, potato salad, sushi, ravioli, crepes, kimchi, tofu, tacos</p> <p><b>Language:</b> Have you ever eaten sushi? Yes, I have. No, I haven't. I've eaten crepes. I've never eaten kimchi.</p> <p><b>Chant:</b> Have You Ever Eaten Sushi?</p>	<p><b>Animals from Many Places:</b> a crocodile, an ostrich, a panda, a penguin, a llama, a kangaroo, a koala, a hippopotamus</p> <p><b>Language:</b> Have you ever seen a crocodile? Yes, I have. No, I haven't. Has he ever seen a crocodile? Yes, she has. No, she hasn't.</p>	<p><b>How-to Article:</b> The Dream Catcher</p> <p><b>Questions</b></p> <p><b>Vocabulary:</b> cut out</p> <p><b>Phonics:</b> t put tch catch</p> <p><b>Word Study:</b> un + happy = unhappy</p>

Let's Review Units 7 and 8

Reading: John and Lisa's Travel Blog—Grand Canyon, U.S.A.





# LET'S GO

4th Edition

The **NEW** edition of the bestselling 7-level primary English course!

Millions of children around the world have learned to speak English through the trusted methodology of **LET'S GO**:

- **Conversations and question-and-answer practice** get children talking from the very beginning
- **Interactive songs and chants** by Carolyn Graham bring classrooms to life
- **NEW Reading lessons** with **vocabulary, phonics, and word study** help children to read fluently
- **NEW Communication games** give children many more opportunities to use English with confidence




Oxford › making  sense

- **Student Book with Student Audio CD** of conversations, vocabulary, songs, and readings
- **Workbook**
- **Workbook with Online Practice**
- **Teacher's Book with Test Center and Online Practice**
- **Class Audio CDs**
- **Teacher Cards and Student Cards**
- **Oxford iTools**  
Digital Classroom Resources

[www.oup.com/elt/letsgo](http://www.oup.com/elt/letsgo)

OXFORD  
UNIVERSITY PRESS

[www.oup.com](http://www.oup.com)



Recommended Readers  
Oxford Read and Discover  
Level 5

CEF  
B1  
A2  
A1

ISBN 978-0-19-462622-4



9 780194 626224

