






# THE BASICS


## Colours





## Activities

- 1  Listen and repeat.
- 2  Now, read the words.
- 3  Colour the van purple, the umbrella pink, the train yellow and the doll orange.

- 4  Memory game. Work in two teams. Look at the picture for two minutes then close your books. Do you remember the colour of:

the box?	the lamb?
the hat?	the train?
the kite?	the apples?
the cat?	the boat
the frog?	the doll?
the ball?	the van?

You get 1 point for each correct answer. The first team to get 7 points wins.  
e.g. T: What colour is the box?

Team A S1: Pink  
T: Correct! 1 point for Team A.

- 5  Sing the song!



## The Rainbow Song

Blue and orange and pink and green.  
Yellow and purple and red.  
I can see a rainbow,  
See a rainbow,  
Up above my head.

# PEOPLE

## Describing People

### THE FACE



Ben's grandma



Ben's grandpa



Ben's mum



Ben's dad

### 🎵 My face 🎵

Touch my face,  
Touch my nose,  
Touch my eyes,  
And eyebrows.  
Touch my ears,  
Touch my chin.  
Now you know,  
What I mean!

# THE BASICS

## Numbers

### CARDINALS

1	one	11	eleven	21	twenty-one
2	two	12	twelve	30	thirty
3	three	13	thirteen	40	forty
4	four	14	fourteen	50	fifty
5	five	15	fifteen	60	sixty
6	six	16	sixteen	70	seventy
7	seven	17	seventeen	80	eighty
8	eight	18	eighteen	90	ninety
9	nine	19	nineteen	100	a hundred
10	ten	20	twenty		

### ORDINALS





### 🎵 10 Little Kangaroos 🎵

1 Little, 2 little, 3 little kangaroos,  
4 little, 5 little, 6 little kangaroos,  
7 little, 8 little, 9 little kangaroos,  
10 little kangaroos.

1, 3, 5, 7, etc	odd numbers
2, 4, 6, 8, etc	even numbers
+	plus
-	minus
x	times
÷	divided by
=	equals

### Activities

- 1 Listen and repeat.
- 2 Now, read the words.
- 3 Game. Your teacher starts a counting chain from 1-100 round the class. If you forget the next number, you're out of the game. The last one in is the winner.
- 4 Game. Work in two teams. Spell the cardinal/ordinal numbers your teacher reads. You get 1 point for each correct number you spell.  
e.g. T: nine  
Team A S1: N - I - N - E  
T: Very good! 1 point for Team A.
- 5 Sing the song!

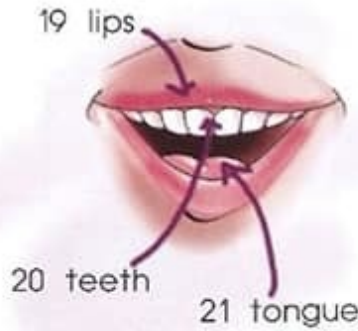




Ben's sister







Ben



HAIR

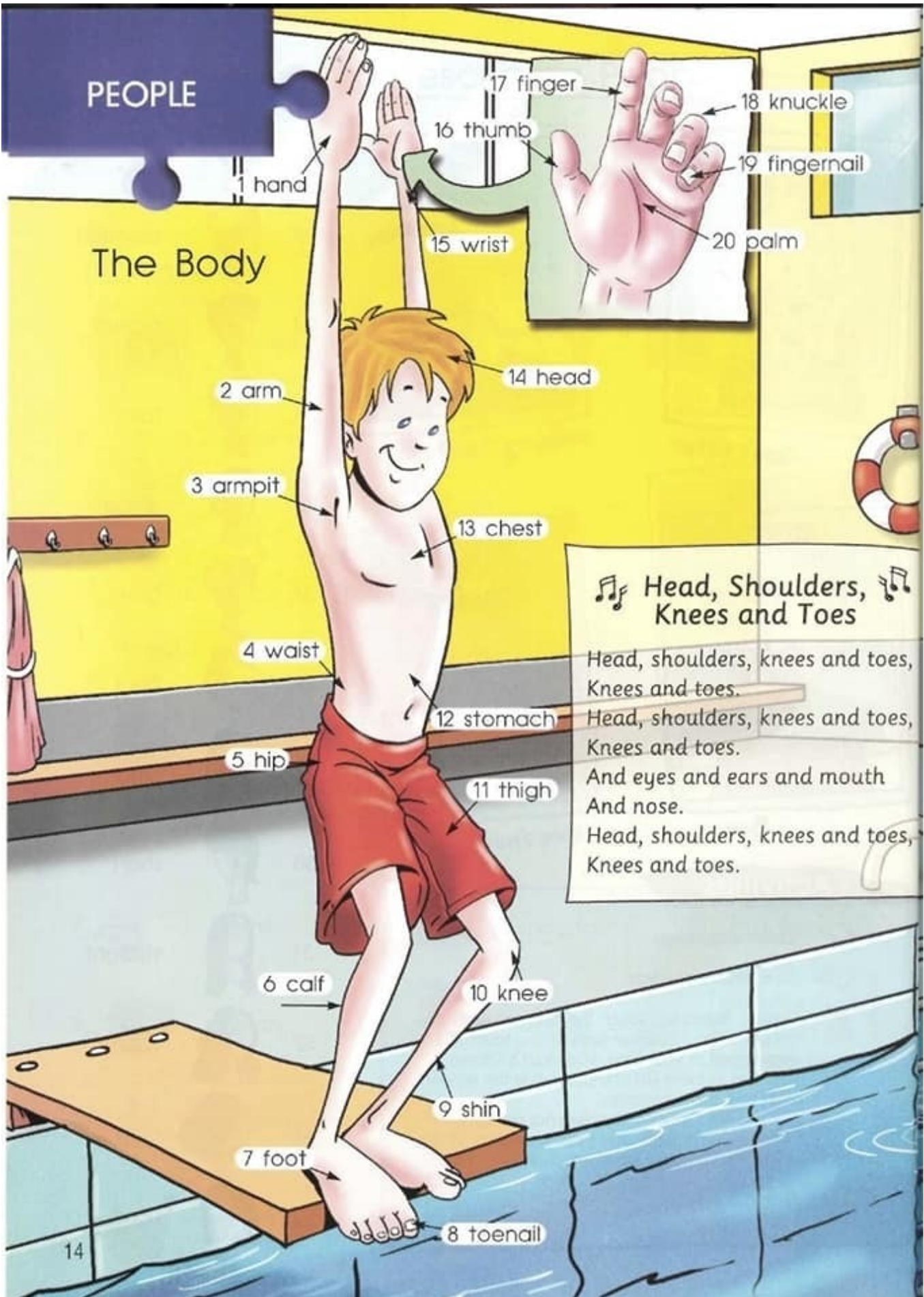
- 22  black
- 23  blond(e)
- 24  brown
- 25  fair
- 26  ginger
- 27  grey
- 28  bald
- 29  long
- 30  short
- 31  straight
- 32  wavy
- 33  curly
- 34  fringe

Activities

- 1  Listen and repeat.
- 2  Now, read the words.
- 3  Game. Stand up. Touch the different parts of your face your teacher says. If you touch the wrong part of your face, you must sit down. The last student left standing up is the winner.  
e.g. T: Touch your chin.  
(The student touches his nose.)  
T: Sorry, Sam, that's not your chin. That's your nose. Sit down, please. etc
- 4  Sing the song!

PEOPLE

The Body




Head, Shoulders, Knees and Toes

Head, shoulders, knees and toes,  
Knees and toes.

Head, shoulders, knees and toes,  
Knees and toes.

And eyes and ears and mouth  
And nose.

Head, shoulders, knees and toes,  
Knees and toes.



## Activities

- 1 Listen and repeat.
- 2 Now, read the words.
- 3 Close your books. Can you say the parts of the body/hand/leg?
- 4 Game. Stand up. Touch the different parts of your body your teacher says. If you touch the wrong part, you must sit down. The last student left standing up is the winner.

e.g. T: Touch your knee.  
 (The student touches her elbow)  
 T: Sorry, Lucy, that's not your knee. That's your elbow. Sit down, please. etc.

5 Sing the song!





PEOPLE

Clothes I

- 1  belt
- 2  blouse
- 3  a pair of boots
- 4  bracelet
- 5  dress
- 6  dressing gown
- 7  earrings
- 8  glasses
- 9  handbag
- 10  hat






- 11  a pair of high-heeled shoes
- 12  jacket
- 13  necklace





- 14  ring
- 15  shirt
- 16  a pair of shoes
- 17  skirt
- 18  suit
- 19  tie
- 20  a pair of trousers

## Activities

- 1  Listen and repeat.
- 2  Now, read the words.
- 3  Look at the picture. Which are accessories? Women's clothes? Men's clothes? Which clothes can both men and women wear?
- 4  Two things from the list are not in the picture. Can you find them?
- 5  Game. Your teacher starts a chain round the class. Repeat the last word and add a new one. If you break the chain, you're out of the game. The last one in is the winner.  
e.g. T: *In the room, there's a dress.*  
S1: *In the room, there's a dress and a shirt.*  
S2: *In the room, there's a shirt and ... etc*