

Wonderland



Pupils' Book



Cristiana Bruni Anne Worrall
Sandy Zervas



Pearson Education Limited

Edinburgh Gate
Harlow
Essex
CM20 2JE
England
and Associated Companies throughout the world.

www.longman.com

© Pearson Education Limited 2005

Disney material © 2005 Disney Enterprises, Inc.

Material from Toy Story 2 (pages 44, 46, 47, 84, 86, 87):
Toy Story 2 elements © 2005 Disney Enterprises, Inc. and
Pixar Animation Studios; Original Toy Story elements ©
2005 Disney Enterprises, Inc.

Mr. Potato Head ® is a registered trademark of Hasbro,
Inc. Used with permission. © Hasbro, Inc. All rights
reserved.

Slinky Dog ® © James Industries
Etch A Sketch ® © The Ohio Art Company.

Material from Monsters, Inc. (pages 50, 52, 53) © 2005
Disney Enterprises, Inc. and Pixar Animation Studios.

All rights reserved; no part of this publication may be
reproduced, stored in a retrieval system, or transmitted
in any form or by any means, electronic, mechanical,
photocopying, recording, or otherwise without the prior
written permission of the Publishers.

First published 2005
Seventh impression 2009

Pack ISBN: 978-0-582-82854-4
Book ISBN: 978-0-582-82848-3
Cd ISBN: 978-0-582-82853-7

Set in Gill Sans MT Schoolbook Bold 15/32pt and
Sassoon Sans Medium 15/20pt

Printed in Slovakia by Neografia

Illustrated by Eric Calmels, Walter Carzon, Yves
Chagnaud, Alan Down, Fernando Guell, Philippe Harchy
Studio, Daniel Howarth, Francesco Legrammandi, Jon
Mitchell, Ferran Rodrigues, Flavia Scuderi, Salvador Simo,
Claudio Scarrione, Denise Shimabukaro, Peter Standley,
and Sara Storino.

We are grateful to the following for their permission to
reproduce the following photographs:

John Birdsall page 61 bottom right; Comstock Images
page 61 top right; 101 fish, peas, fries; DK Images page
101 chocolate; Jerry Young page 81c; Greg Evans
International page 61 bottom left; The Image
Bank/Nicolas Russell page 61 top left; MPL Fogden page
81b; Michael Melford page 81a.

Photographs pages 20, 21, 23, 29, 45, 49 (top), 51, 57, 69,
75 © Pearson Education Ltd by Gareth Boden.

Photographs pages 35, 41, 49 (bottom), 89 © Pearson
Education Ltd by Trevor Clifford.

Cover colour work by Ulkutay & Ulkutay.

Stories on pages 24, 30, 36, 44, 50, 56, 64, 70, 76, 84, 96 by
Jim Cavey.

The authors and publishers would like to thank the
following for their help in the piloting, reporting and
development of Wonderland.

Aivazoglou School: Stavroula Bellou, Anna Kritou; Alevra
Karakitsou School: Dina Alevra; Alpha School: Eleni
Athanasoulaki; Androulakis School: Antonis Androulakis;
Babaliki O'Halloran School: Polina Salaka; Christopoulos
School: George Christopoulos; Dadioti School: Vaya
Dadioti; De La Salle School: Alexandra Lapouridou;
Dritsa School: Afroditi Dritsa, Artemis Dritsa, Theodora
Festa; Ekpaideftiria Geitona: Androula Skoulariki;
Ekpaideftirio Doukas: George Drivas, Mary Fortis;
Fanakidis School: Kostas Fanakidis; Georgatos School:
Julia Karakasidi; Germanakos School: Christine Kiriazis,
Katerina Papadopoulou, Georgia Sovolaki; Kafandari
School: Viviane Kafandari; Katrakaza School: Anthi
Katrakaza; Katsianou School: Agnes Katsianou; Korbou
School: Eleftheria Korbou; Kosmatopoulou School:
Christina Therriou; Lekka School: Andromahi Lekka;
Magnisalis School: Sofia Magnisalis; Makaleka School:
Evagelia Makaleka; Miha-Theodoridou School: Panayiota
Theodoridou; Moshis-Lapsana School: Vassilis Moshis;
Papadimitriou School: Afroditi Stoupa; Papaeliou School:
Ino Panayiotou; Salevris School: Georgia Salevris; Scholi
Avgouleia-Linardatou: Kalliopi Tsairi; Scholi Moraitis:
Electra Iacovidis; Stamatopoulou-Bouki School: Maria
Kyriakopoulou; Svarna-Lexicon School: Sofia Mykoniou,
Katerina Stavridou; Zygouraki School: Despina
Zygouraki.

Contents

Unit	Language	Topics	Page	
★ The alphabet			4-15	
★ Numbers			16	
★ Colours			17	
★ Revision A- Z (Colours, Numbers)			18-19	
★ What's your name?			Introductions	20-21
★ What's this?			Classroom language	22-23
① It's a rhino!	It's a/an ... Is it ... ? It isn't ...	Animals	24-29	
② That's a present!	This/that, The	Toys, Numbers 11-15	30-35	
③ I'm Peter Pan!	I am (all persons)	Nouns, Adjectives	36-41	
★ Revision 1	Units 1, 2, 3		42-43	
④ This is my face	These/those Regular plurals	The face	44-49	
⑤ I've got six eyes	I/you've got ... Have I/you got ...? I/you haven't got ...	Numbers 16-20 The head	50-55	
⑥ She's got my hat!	He/she's got ... Has he/she got ...? He/she hasn't got ... Irregular plurals	The body	56-61	

Unit	Language	Topics	Page
★ Revision 2	Units 4, 5, 6		62-63
7 My family	My, your, his, her, its	The family	64-69
8 Where's the Genie?	Where is/are ... ? In, on, under	Rooms, Furniture	70-75
9 I can do that!	I can (all forms, all persons)	Verbs, Animals	76-81
★ Revision 3	Units 7, 8, 9		82-83
10 What's he wearing?	I'm wearing (all persons) Our, your, their	Clothes	84-89
11 Is she singing?	I'm singing (all forms, all persons)	Verbs	90-95
12 I like pizza	I/you like ... Do I/you like ... ? I/you don't like ...	Food	96-101
★ Revision 4	Units 10, 11, 12	102-103	
★ Halloween			104
★ Christmas			105
★ Easter			106
★ End of year play	The pretty ugly princess		107-108
★ Picture dictionary			109-112

The alphabet

Hi! I'm Pete!





I'm Ruby!

1



Listen, point and say.

Aa



apple

Bb



bag

Cc



cat

Dd




dog

Ee



egg



2

Write.

a

a

A

A

b

b

B

B

c

c

C

C

d

d

D

D


e

e

E

E

3 Match.



4 Choose and write.



A...pple

...og

...ag

...gg

...at

d...og

...gg

...at

...pple

...ag



5  Listen, point and say.

Ff



fish

Gg



goat

Hh



hat

Ii



insect

Jj



jelly



6 Write.

f

f

F

F

g

g

G

G

h

h

H

H

i

i

I

I

j

j

J

J

7 Match.



8 Choose and write.



Hat
 ...elly
 ...ish
 ...oat
 ...nsect



goat
 ...ish
 ...at
 ...nsect
 ...elly



9  Listen, point and say.

Kk



key

Ll



lemon

Mm



mouse

Nn




notebook

Oo



octopus



10 Write.

k

k

K

K

l

l

L

L

m

m

M

M

n

n

N

N

o

o

O

O

11 Match.

n

o

m

k



M

K

O

N

12 Choose and write.



Mouse
otebook
ctopus
emon
ey



notebook
emon
ctopus
ey
ouse



13 Listen, point and say.

Pp



parrot

Qq



queen

Rr



ring

Ss



sun

Tt



tree



14 Write.

1 2
p P

p P

1 2
q Q

q Q

1 2
r R

r R


1
s S

s S

1 2
t T

t T

15 Match.




16 Choose and write.



Q...ueen
 ...ing
 ...un
 ...arrot
 ...ree

r...ing
 ...ueen
 ...un
 ...arrot
 ...ree



17  Listen, point and say.

Uu		umbrella	Yy		yoyo
Vv		vase	Zz		zip
Ww		wallet			
Xx		box			



18 Write.

 u

 U

 v

 V

 w

 W

 x

 X

 y

 Y

 z

 Z

19 Match.



20 Choose and write.



Vase
allet
oyo
ip
mbrella



Wallet
ip
mbrella



....oyo
 bo...
ase



Numbers

Nine?



1 Listen, point and say.

one 1

two 2

three 3

four 4

five 5

six 6

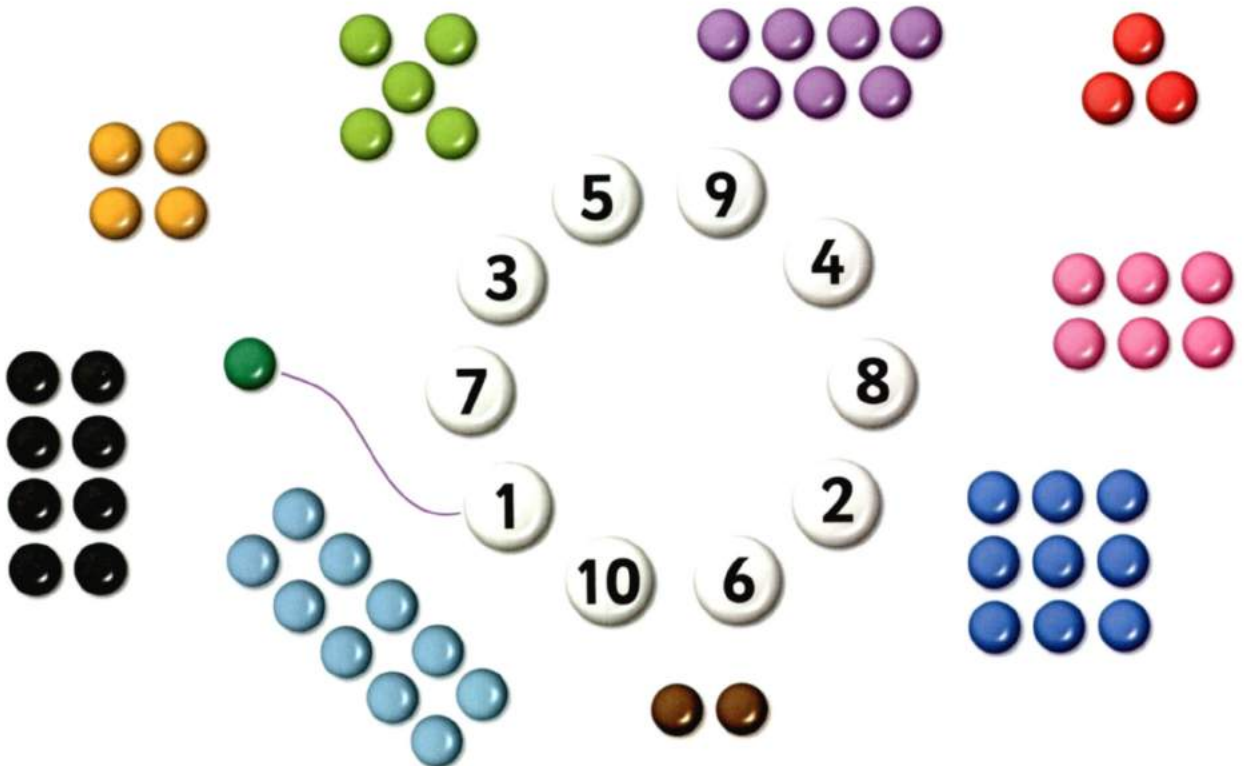
seven 7

eight 8

nine 9

ten 10

2 Count and match.



Colours



1 Listen, point and say.



1 red



2 green



3 blue



4 brown



5 yellow



6 orange



7 white



8 black




9 pink





10 purple

2 Listen and circle the right picture.

1



4



2





5



3




6



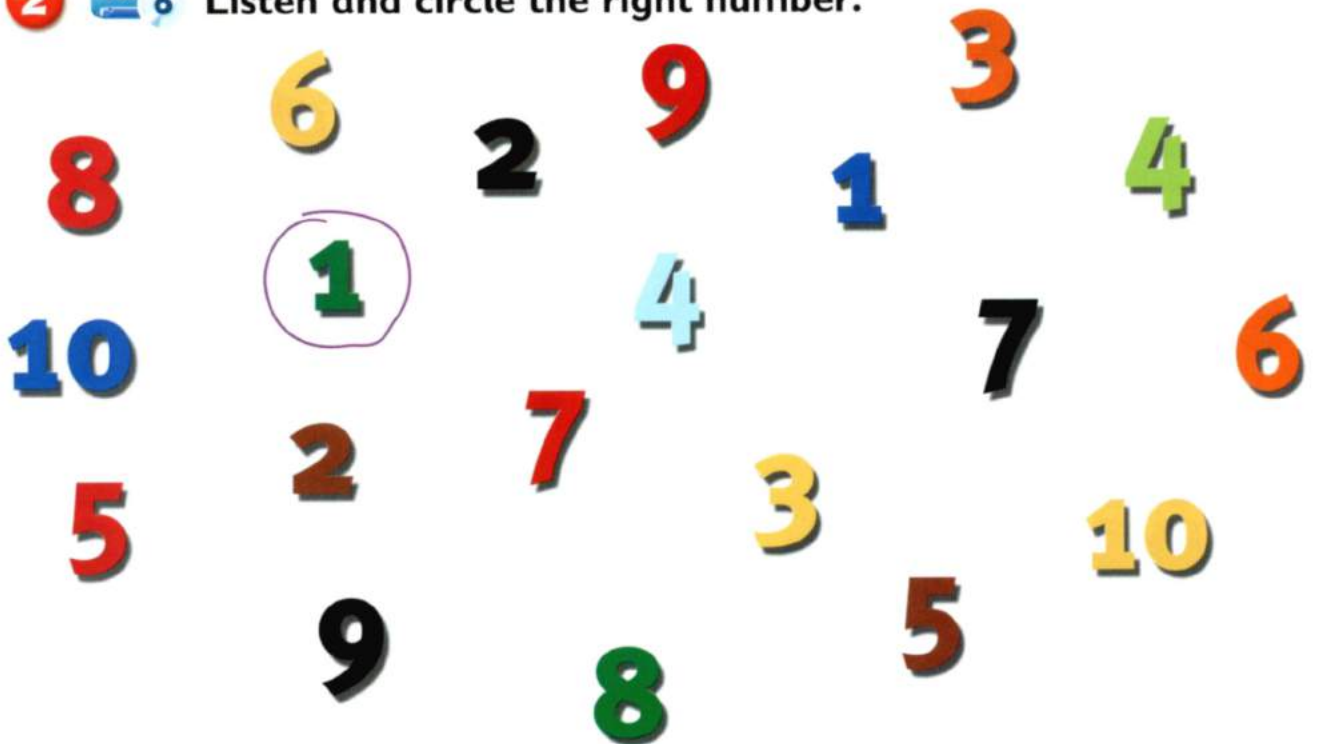
Revision A-Z

Colours, Numbers

1 Write.



2 Listen and circle the right number.



3 Write.



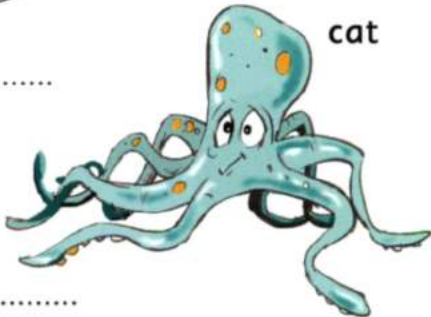
.....



.....



.....



.....



.....

- ring
- bag
- mouse
- dog
- octopus
- insect
- tree
- notebook
- fish
- hat
- sun
- cat



.....



ring.....



.....



.....



.....



.....




.....

4 Listen and sing.


Aa Bb Cc Dd Ee Ff Gg Hh Ii
 Jj Kk Ll Mm Nn Oo Pp Qq Rr
 Ss Tt Uu Vv Ww Xx Yy Zz


What's your name?


1 Listen.




2 Listen and write.



3  Listen, read and say.




4 Play a game.

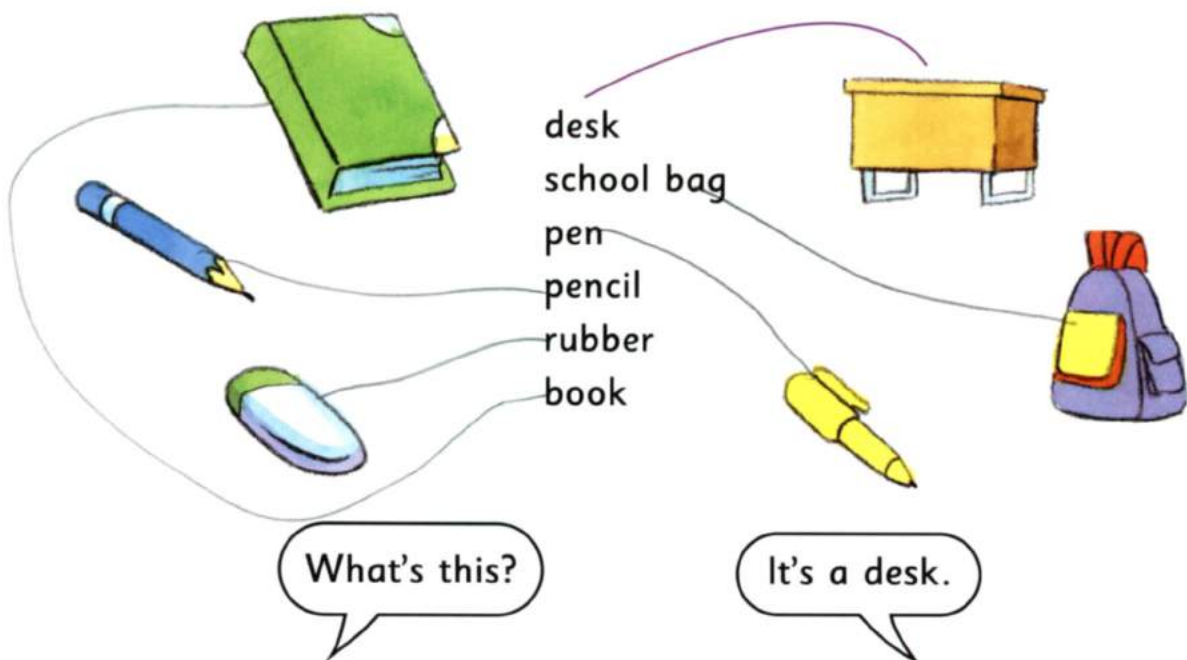


What's this?


1  Listen, point and say.



2 Point, ask a friend and match.

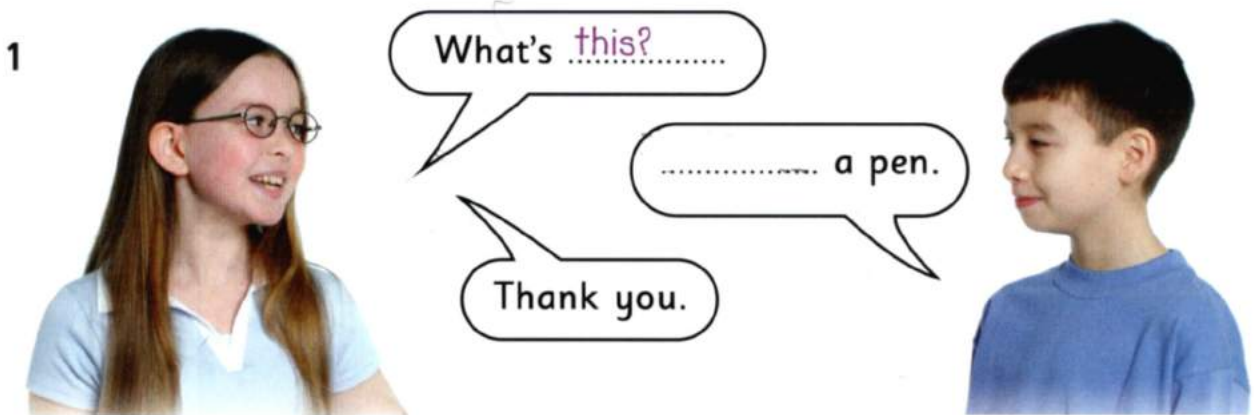


3  Listen and point.



4 Choose and write.

's It's a What you ~~this~~ Thank book



2 's this?
It's a
Thank

3 What this?
It's rubber.
..... you.

la

It's a rhino!

rhino
elephant
hippo
listen
zebra
lion


1  Look and listen. Then read.




Picture 1: It's yellow. It's a lion / an elephant.

Picture 3: It's blue. It's / It isn't a lion.


2 Listen, point and say.



a lion




an elephant



a giraffe



a zebra



an iguana

3 Read and match.




a giraffe

a lion

a zebra

an iguana

an elephant



4 Read and write *It's a* or *It's an*.

1 *It's a* lion.

2 elephant.

3 iguana.

4 giraffe.


5 zebra.



It's **a** lion.

It's **an** iguana.

5  Listen, read and point.


6  Listen, read and say *Yes, it is* or *No, it isn't*.

Number 2: a small elephant?

Number 4: a small hippo?

Number 3: a big elephant?

Number 5: a big hippo?





4
a big hippo



6
a zebra



7
a giraffe



5
a small hippo

7 Choose and write.

white ~~grey~~ black yellow grey brown

- 1 An elephant is grey.....
- 2 A zebra is and
- 3 A rhino is
- 4 A giraffe is and

8 Read and say with a friend.

big/grey
black and white
yellow and brown

It's big. It's grey.

Yes, it is.

Is it an elephant?

It's ...

It is → It's a rhino.

Is it a rhino?

Yes, it is.







It is → It's an elephant.

Is it an elephant?

No, it isn't.




9 Write, then read and circle.

- | | | | |
|---|---|----------------------|------------------------------------|
| 1 |  | Is it a zebra? | Yes, it is. / No, it isn't. |
| 2 |  | a rhino? | Yes, it is. / No, it isn't. |
| 3 |  | a hippo? | Yes, it is. / No, it isn't. |
| 4 |  | an elephant? | Yes, it is. / No, it isn't. |
| 5 |  | an iguana? | Yes, it is. / No, it isn't. |
| 6 |  | a lion? | Yes, it is. / No, it isn't. |

10 Write.

- | | | | | | |
|---|---|---|---|--|----------------------------|
| 1 |  | Is it an apple?
Yes, it is. | 4 |  | a lion?
..... |
| 2 |  | Is it a dog?
No, it isn't. It's a cat. | 5 |  | an octopus?
..... |
| 3 |  | an egg?
..... | 6 |  | a bag?
..... |

11 PROJECT Choose and write.



~~Is~~ zebra a isn't is a an it

Mary: Look at number six.Is..... it a lion?

John: Yes, it

Mary: Look at number one. Is it giraffe?

John: No, isn't. It's a

Look at number five. Is it hippo?

Mary: No, it It's elephant.

12 Listen and sing.



It isn't purple. It isn't green.
It's yellow and brown.
What is it? What is it? What is it?
It's a giraffe!



2a

That's a present!

present
that
toy
spaceship

1  Look and listen. Then read.



1 Is the present small?

Yes / No







2 Is it a spaceship?

Yes / No




The ball is red. ●
 The box is blue. ■

2 Draw. Then listen, point and repeat.

 ball	 boat	 car	 doll
	 kite		 train

3 Match.


ten eleven twelve thirteen fourteen fifteen




car ball boat train kite doll

4 Write the numbers.

10 ten 11 12
 13 14 15

5  Listen, find and say.

6  Listen, number and say.

- | | |
|---------------------------------------|---|
| <input type="checkbox"/> It's a ball. | <input type="checkbox"/> It's a doll. |
| <input type="checkbox"/> It's a boat. | <input type="checkbox"/> It's a teddy bear. |
| <input type="checkbox"/> It's a car. | <input type="checkbox"/> It's a yoyo. |
| <input type="checkbox"/> It's a kite. | <input type="checkbox"/> It's a train. |

1 boat



2 ball



11



10



6

train

12



8

teddy bear



13



15



14



7

yoyo





7 Choose and write.

fourteen pink red purple eleven brown

- | | |
|-----------------------------|----------------------------|
| 1 Number ten is ...red..... | 4 Number is blue. |
| 2 Number twelve is | 5 Number thirteen is |
| 3 Number is green. | 6 Number fifteen is |

8 Ask and answer.

Is the kite red?

Yes, it is.

Is the teddy bear white?


No, it isn't.

kite/red
teddy bear/white

car/pink
doll/green

yoyo/red
boat/blue

This / that



This is a blue car.



That is a red car.


9 Circle the right word.

1



This / That is a teddy bear.

2



This / That is a yoyo.

3




This / That is a kite.

4



This / That is a doll.

5



This / That is a ball.

6



This / That is a car.

10 Read and write This or That.



- 1 ..This..... is a yellow boat.
- 2 ..That..... is a brown boat.
- 3 is an orange kite.
- 4 is a green kite.
- 5 is a white ball.
- 6 is a red ball.



11 PROJECT Read and match.



That is a car.

This is a teddy bear.

That is a boat.

This is a doll.

12 Play a game.



This is a doll, this is a ball, this is a car, this is a yoyo and this is a kite.



That's a teddy bear.

3a

I'm Peter Pan!

look
boy
man
pirate
bad
clothes

1  Look and listen. Then read.



1 Peter Pan is a pirate.

2 Captain Hook is a boy.


Yes / No

Yes / No



He's a man.
She's a woman.

2 Listen, read and say.



man

boy

woman

girl

3 Circle the right word.

- 1 The cowboy is a man / boy.
- 2 The pirate is a man / woman.
- 3 The ballerina is a woman / girl.

- 4 The princess is a woman / girl.
- 5 The fairy is a man / woman.
- 6 The fireman is a man / boy.

4 Read and match.



- fairy
- ballerina
- cowboy
- fireman
- princess
- pirate

5  Listen, find and say.

6 Circle the right word.

1 She's pretty / ugly.

2 He's old / young.

3 He's pretty / ugly.

4 He's fat / thin.

5 He's old / young.

6 He's fat / thin.






7
pretty

8
young

6
thin

4
fat

5
old

7  Listen and say Yes, he/she is or No, he/she isn't.

8 Read and say with a friend.

a fat pirate

a pretty fairy

a thin pirate

an old man

a young boy

a pretty girl

He's a fat pirate.

He's number four.

This is Pete! **He's** a pencil.
This is Ruby! **She's** a rubber.
They're stars!

I am / you are ...

I am → I'm ...
You are → You're ...
He/She/It is → He's/She's/It's ...

We are → We're ...
You are → You're ...
They are → They're ...



9 Circle the right word.

- 1 She is / are a fairy.
- 2 You is / are a cowboy.
- 3 He is / are young.
- 4 I / we am a princess.
- 5 I / we are old.
- 6 They / she are ballerinas.
- 7 It is / are ugly.
- 8 They is / are pirates.

10 Choose and write.



He is	She is	They are
-------	--------	----------

- 1 He is thin. He is fat. They are cowboys.
- 2 pretty. ugly. princesses.
- 3 happy. sad. firemen.

FANCY DRESS

11 PROJECT Find and write.



1 Kate and Peggy are fairies.
Peggy is the young fairy.



2 This is Sam. He's a fireman.



3 This is Gwen. She's a pretty princess.



4 Adam and Bill are cowboys.
Bill is the ugly cowboy.

12 Play a game.



You're a cowboy!

Yes, I am.

a ballerina a cowboy a princess a fireman a fairy a pirate


Revision I

Units 1, 2, 3


1 Look and write.




1 Is it a zebra?
No, it isn't. It's a lion.



2 giraffe?
.....



3 elephant?
.....





4 iguana?
.....


2 Match and write.



- 1 This is a blue car.
- 2 yoyo.
- 3 ball.
- 4 boat.
- 5 teddy bear.
- 6 kite.




3 Choose and write.



fireman pretty young ~~cowboy~~ ugly ballerina pirate princess

- | | |
|----------------------|---------------|
| 1 He's a cowboy..... | 2 |
| 3 | 2 and 3 |
| 4 | 5 |
| 5 and 2 | 4 and 1 |

4 Count and write.






fifteen.....

4a

This is my face

face
ear
nose

1  Look and listen. Then read.



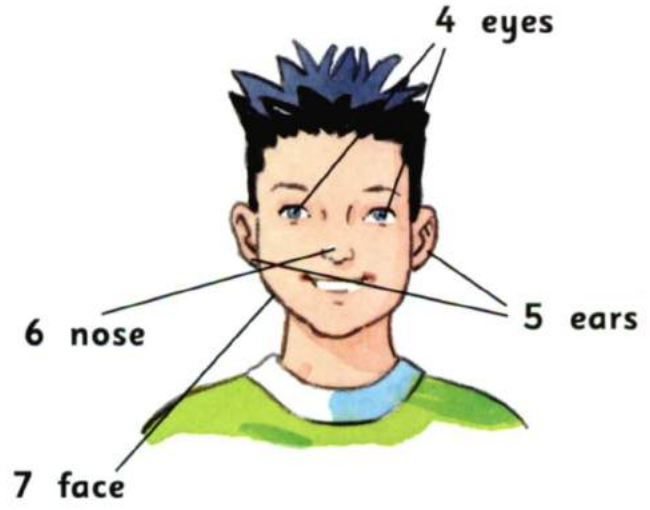
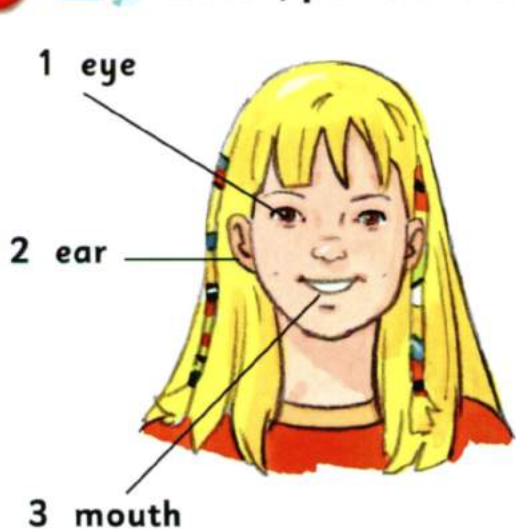
1 Picture 2: What's

2 Picture 4: These are my



one car	two cars	one toy	three toys
one ball	five balls	one jelly	four jellies
one eye	two eyes	one box	ten boxes

2 Listen, point and say.



3 Write the number.


1		2		This is an eye. <u>4</u>		5	
				This is a nose.			
				This is a mouth.			
				This is a face.			
				This is an ear.		6	
3		4		These are eyes.			
				These are ears.		7	

4 Point and say.

- my eyes
- my ears
- my mouth
- my nose

This is my face.



5  Listen, find and say.



sad face





happy face

6 Count what you can see.

small ears: ...4... pink ears: blue eyes: faces:





7  Listen, find and say yes or no.

8 Ask and answer.

Happy face,
pink ears.

Number
two.

happy face, pink ears
sad face, big hat
happy face, blue eyes
brown ears, black nose
big mouth, small eyes
small nose, small mouth

These / those

What's this?

What are **these**?

What's that?

What are **those**?

This is a big nose.

These are big ears.

That's a big mouth.

Those are big eyes.



9 Circle the right word.

1 This / These is a grey cat.

This / These are black cats.

2 That / Those are small iguanas.

That / Those is a big iguana.


3 This / These are brown dogs.

This / These is a white dog.

4 That / Those is a happy lion.

That / Those are sad lions.

10 Write *this*, *that*, *these* or *those*.



1 What's this.....?

2 What are?

3 What are?

4 What's?

5 What's?

6 What are?

7 What are?

8 What's?

11 PROJECT Read and match.



This nose is red.
 That mouth is pink.
 That face is yellow.
 These eyes are green.
 This mouth is orange.
 Those eyes are blue.
 This face is pink.
 That nose is green.



12 Play a game.



Green eyes,
 red nose,
 red mouth,
 yellow ears?



Green eyes - yes,
 red nose - no,
 red mouth - yes,
 yellow ears - no.



5a

I've got six eyes

teeth
monster

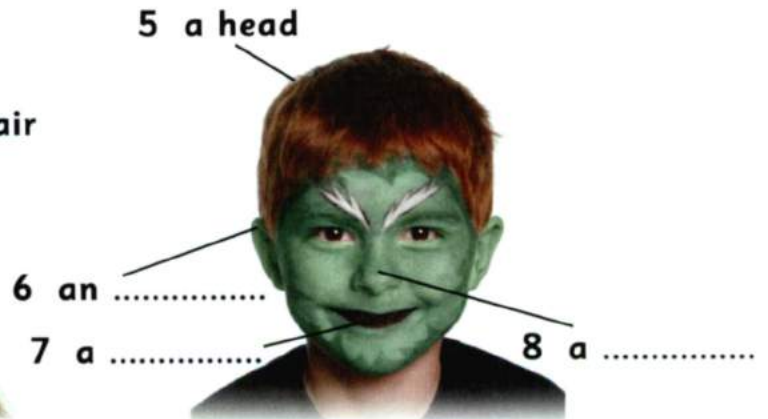
1  Look and listen. Then read.



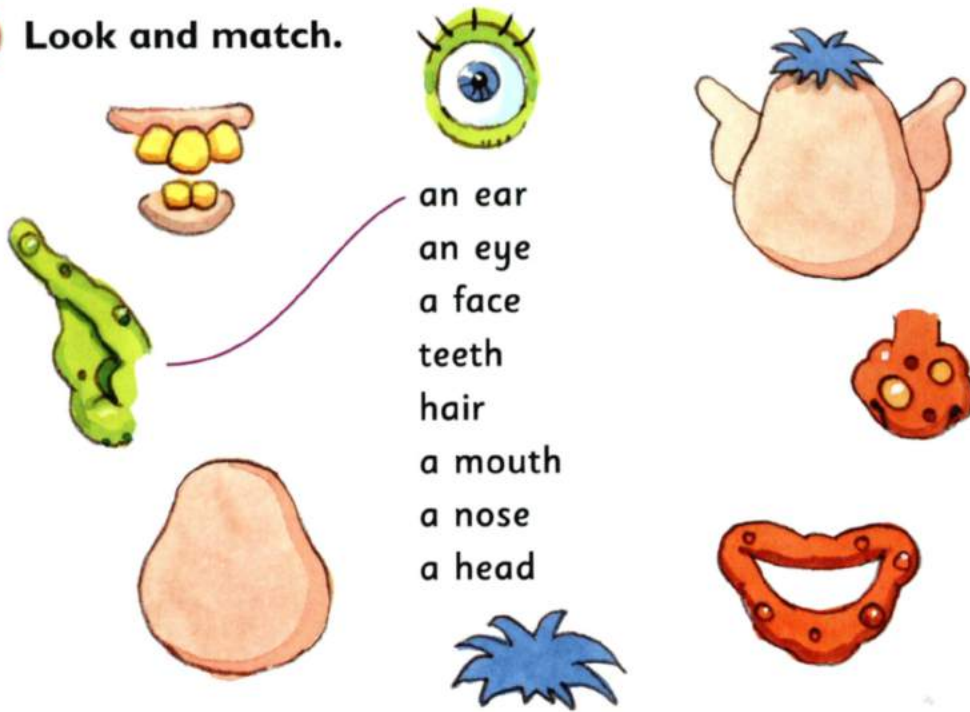
1 Blue monster: I've got a big **mouth** / **nose**!

2 Red monster: I've got **two** / **six** eyes!

2  Listen and write.



3 Look and match.



4 Count and write.

16 *Sixteen*

17 *seventeen*

18 *eighteen*

19 *nineteen*

20 *twenty*

1 ★★★★★★★★★★★★ ..fifteen.....
 2 ●●●●●●●●●●.....
 3 ■■■■■■■■■■■■■■■■■■.....

4 ▲▲▲▲▲▲▲▲▲▲.....
 5 ○○○○○○○○○○○○○○○.....
 6 ◆◆◆◆◆◆◆◆◆◆.....



5  Listen, point and say.

6 Read and circle.

Monster 6: I've got five / three eyes.

Monster 4: I've got a big head / nose.

Monster 3: I've got a red mouth / nose.

Monster 2: I've got big teeth / ears.

Monster 7: I've got purple eyes / hair.

Monster 1: I've got a big mouth / eye.



7 Look at the monsters. Listen and write ✓ or ✗.

- | | |
|---|---|
| 1 I've got a big mouth. <input checked="" type="checkbox"/> | 4 I've got a small head. <input type="checkbox"/> |
| 2 I haven't got big teeth. <input type="checkbox"/> | 5 I've got a big nose. <input type="checkbox"/> |
| 3 I've got red ears. <input type="checkbox"/> | 6 I haven't got a nose. <input type="checkbox"/> |

8 Ask and answer.

red nose ✓
big teeth ✗

I've got a red nose.
I haven't got big teeth.


You're monster
three.

one eye ✓
hair ✗

five eyes ✓
nose ✗

yellow face ✓
ears ✗


blue head ✓
small mouth ✗

I've got / you've got ...		
 <p>I have got → I've got ... You have got → You've got ...</p>	<p>Have I got? Have you got?</p>	<p>I have not got → I haven't got ... You have not got → You haven't got ...</p>

9 Write *I've got, have, got, haven't got.*

- I *'ve got* a big mouth. (✓)
- you blue eyes?
- I yellow teeth. (X)
- I black hair. (✓)
- You a pink face. (X)
- I a big nose?

10 Read and write.



- | | | | |
|---|--|-----------|-----------------------------|
| 1 | Have you got ... <i>an elephant?</i> | elephant? | <i>No, I haven't.</i> |
| 2 |? car? | | |
| 3 |? doll? | | |
| 4 |? kite? | | |
| 5 |? teddy bear? | | |
| 6 |? train? | | |
| 7 |? boat? | | |

PROJECT

11  Listen. Then read and match.

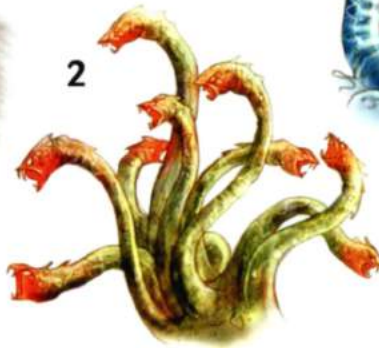
1



3



2



4



a

I'm a Cyclops.
I'm big. I've got
a nose, a mouth
and ears. I've got
one big eye.

b

I'm a Yeti. I'm
big. I've got
two eyes, a
nose and a
mouth, and lots
of brown hair.

c

I'm a Hydra.
I haven't got hair.
I've got nine
heads and
nine mouths.

d

I'm a Kraken.
I've got a big
mouth and big
teeth. I haven't
got a nose.

12  Listen and sing.

I'm a scary monster,
And I've got a scary face ...
And I've got two scary eyes ...
And I've got a scary mouth.

I'm a scary monster,
And I've got a scary face ...
And I've got a scary mouth ...
And I've got ten scary teeth ...
Snap, snap!



6a


She's got my hat!

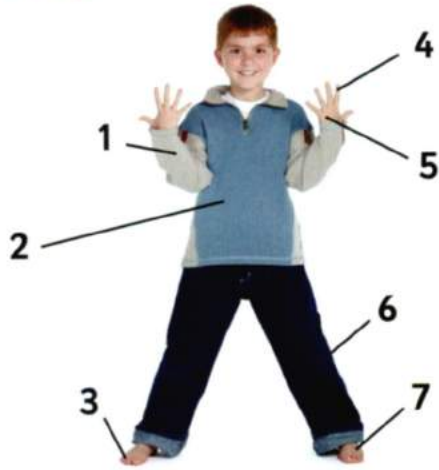
hat
boots
feet
Beast
long
arms

1  Look and listen. Then read.



- 1 She's got **big** / **small** feet.
- 2 The Beast's got a **big** / **small** head.

2  Listen, read and say.



He's got short hair.



She's got long hair.

- 1 an arm
- 2 a body
- 3 a toe
- 4 a finger
- 5 a hand
- 6 a leg
- 7 a foot
- 8 feet

3 Write.



1 small feet.....



2

one arm	two arms	one foot	two feet
one toe	two toes	one tooth	two teeth
one boy	two boys	one man	two men
one body	two bodies	one woman	two women

a small foot
a toe
long arms
small feet

long legs
a big hand
big feet
a finger



3



4


4 Write.

- | | | | |
|-------------|-----------------------|--------------|-------------|
| 1 one arm | two <u>arms</u> | 5 one toe | ten |
| 2 one body | two | 6 one foot | four |
| 3 one hand | six | 7 one man | three |
| 4 one tooth | twenty | 8 one finger | ten |

5



Look at the Beast, listen and say yes or no.



6

Look at the Beast and circle.

- | | |
|---|---------------------------------|
| 1 The Beast's got <u>long</u> / short legs. | 4 He's got short / long hair. |
| 2 He's got a big head / small feet. | 5 He's got a long body / arms. |
| 3 He's got a big body / small head. | 6 He's got big feet / big foot. |



7  Listen, read and write ✓ or X.

- 1 She's got short hair.
- 2 He hasn't got small feet.
- 3 He's got short arms.
- 4 He hasn't got a big head.
- 5 She hasn't got big hands.
- 6 She hasn't got big feet.



8 Look and say with a friend.

He's got short arms.

No, he hasn't.
He's got long arms.

he/short arms

she/big feet

he/long legs

she/short hair

He's got / she's got ...

He has got →

He's got ...

She has got →

She's got ...

Has he got?

Has she got?


He has not got →

He hasn't got ...

She has not got →

She hasn't got

9 Read and circle.



- 1 She **'s got** / hasn't got a hat.
- 2 He 's got / hasn't got a yoyo.
- 3 She 's got / hasn't got a dog.

- 4 He 's got / hasn't got a bag.
- 5 She 's got / hasn't got a cat.
- 6 He 's got / hasn't got a hat.

10 Read and complete.

- 1 Has..... she got a hat?
Yes, she has.
- 2 Has he a kite?
No, he hasn't.
- 3 she got a dog?
No, she hasn't.

- 4 Has he got a yoyo?
Yes, he
- 5 Has she got a cat?
Yes, has.
- 6 Has he got a hat?
No, he

PEOPLE

11  Listen and match.



PROJECT


Ann

Helen

John

Tom

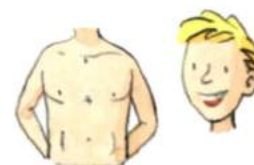
12  Listen and sing.



One finger, one hand, keep moving,
 One finger, one hand, keep moving,
 One finger, one hand, keep moving,
 Keep moving, everyone!

One finger, one hand, one toe, one foot
 keep moving ...

One finger, one hand, one toe, one foot,
 one arm, one leg keep moving ...



Revision 2

Units 4, 5, 6

1 Look and write.



- 1 big ears/big teeth
- 2 long hair/blue eyes
- 3 long legs/big feet
- 4 happy face/red nose
- 5 black hair/brown eyes

He hasn't got big ears. He's got big teeth.

She

She

You

He

2 Write.

1 This monster has got one eye. (3)

That monster has got three eyes.

2 This baby has got one tooth. (4)

That baby

3 I've got one box. (6)

You've got

4 He's got one book. (10)

She's got


5 This is one man. (12)

These are

6 This is one foot. (2)

These are

3 Write *These* or *Those*.



- 1 *These*..... are new dolls.
- 2 are firemen.
- 3 are old dolls.

- 4 are red pens.
- 5 are cowboys.
- 6 are blue pens.

4 Find and write.

- 1 *sixteen zebras*.....
- 2
- 3
- 4
- 5




7a

My family

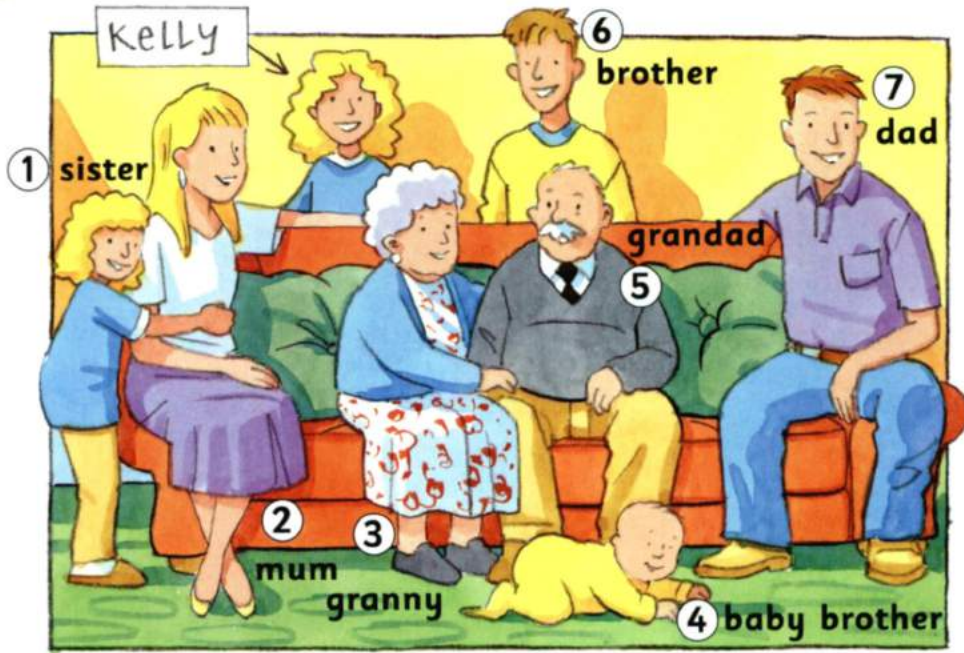
family
sister
brother
dad
king
mum

1  Look and listen. Then read.



- 1 Simba is / isn't the king.
- 2 Zira is / isn't the princess's mum.

2 Listen, read and say.



3 Listen and match.

- | | |
|--------|--------------|
| Carol | sister |
| James | brother |
| Jade | baby brother |
| Alex | mum |
| Ron | dad |
| Danny | granny |
| Lilian | grandad |

Now write about your family:

Blank lined writing area for a spiral notebook.

4 Find and write.


- rhbotre brother.....
- umm
- narygn
- dda
- sstire
- dngaard



He is my dad. → **His** name is John.
She is my mum. → **Her** name is Helen.

5  Listen and point.



6  Listen and match.

Number 5: It's Kiara.....

Number 1: It's her

Number 2: It's her

Number 3: It's her

Number 4: It's her



7 Read and write *yes* or *no*.

- 1 His hair is long. *yes*....
- 2 His teeth are black.
- 3 His legs are short.
- 4 His head is big.
- 5 His feet are small.

This is my dad.
His hair is long.



8 Look, read and say.

Her ears
are small.



ears/small eyes/green teeth/white nose/brown feet/small

My, your, his, her, its

I've got blue eyes.

You've got brown hair.

He's got a big nose.

She's got long fingers.

It's got big ears.


My eyes are blue.

Your hair is brown.

His nose is big.

Her fingers are long.

Its ears are big.



9 Read, choose and complete.

My	Your	Its	Her	Your	His
----	------	-----	-----	-----------------	-----


- You've got a red nose. Your..... nose is red.
- She's got brown eyes. eyes are brown.
- I've got small feet. feet are small.
- You've got a pretty face. face is pretty.
- He's got short hair. hair is short.
- It's got big teeth. teeth are big.

10 Look, read and write.



- Her hair is orange. No, her hair is purple.
- His hair is green.
- Its hair is purple.
- His nose is blue.
- Its nose is red.
- Her nose is yellow.
- Her feet are brown.
- His feet are black.

TWINS

11  Listen, read and choose.

PROJECT

Hi, I'm Paul. This is my twin brother, David. His hair is long. My hair is short. His eyes are blue. My eyes are brown. His teeth are big. My teeth are small.



Who's David? Who's Paul?

12 Look and say.



Rosa



Sharon

I'm Rosa and this is my twin sister, Sharon. My hair is brown. Her hair is brown.

- | | | | | | |
|------|------|------|------------|-----|-----|
| eyes | nose | ears | teddy bear | pen | bag |
|------|------|------|------------|-----|-----|

8a

Where's the Genie?


Genie
in
magic
lamp
where
well done

1  Look and listen. Then read.



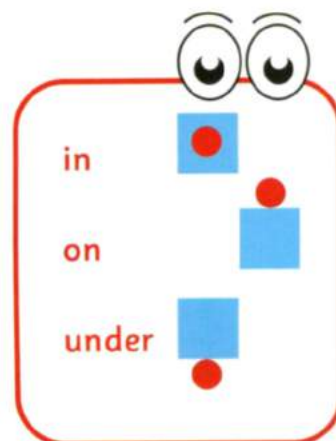
- 1 There are twenty lamps in the box.
- 2 Is the Genie in the magic lamp?

Yes / No
Yes / No

2  Listen and point. Then say.



- 1 a table
- 2 a bed
- 3 a cupboard
- 4 a box
- 5 a chair
- 6 a lamp
- 7 a carpet



The doll's **in** the box.
 The lamp's **on** the cupboard.
 The book's **under** the table.

3 Look and write.

- 1 The mouse is **in** the box.
 The cat is **on** the box.
- 2 The mouse is the box.
 The cat is the box.
- 3 The mouse is the box.
 The cat is the box.




4 Look at Activity 2 and say.

The doll is
in the box.

The doll is
on the bed.

The doll is
under the table.

doll		box
carpet	in	bed
box	on	chair
lamp	under	table
pen		cupboard

5  Listen, point and repeat.



1 living room

6  Listen, point and write.

- 1 The yellow box is in the bedroom.....
- 2 The green box is in the
- 3 The pink box is in the
- 4 The brown box is in the

7 Now look and match.

- | | |
|---------------------|------------------|
| 1 The brown box is | on the bed. |
| 2 The green box is | under the table. |
| 3 The pink box is | on the carpet. |
| 4 The yellow box is | in the bath. |


2 bedroom



4 bathroom



3 kitchen



8 Ask and answer.

Where's the green box?

It's in the living room.

green box

brown box

yellow box

pink box

Where's the spider?

It's under the chair.

Where is ... ? Where are ... ?

Where is Mark?

He's in the kitchen.

Where's Helen?

She's in the living room.

the lamp?

It's in the box.

Where are the boys?

They're in the kitchen.

the girls?

They're in the living room.

the lamps?

They're in the box.



9 Choose and write.

Where's Where are

- | | | | | | |
|---|-------------------|----------------|---|-------|---------------|
| 1 |Where's..... | Pete? | 4 | | the red pens? |
| 2 | | Pete and Ruby? | 5 | | the boys? |
| 3 | | the chair? | 6 | | Helen? |

10 Look and answer.



- | | | |
|---|------------------------|-------------------------------|
| 1 | Where's the doll? | It'sin the red box..... |
| 2 | Where are the rabbits? | They're |
| 3 | Where's the snake? | It's |
| 4 | Where's the woman? | She's |
| 5 | Where are the cats? | They're |
| 6 | Where's the blue car? | It's |


MY ROOM

11  Listen, read and say.

PROJECT



My room's on a boat. Look!



This is my magic room. It's a bedroom and a living room. Now, it's a bedroom. It's got a bed and a lamp. The lamp is on the box.



Now it's a living room. It's got a table, a big chair and a small chair. Where's the bed?

.....

12  Listen and sing.

*The spider's in the box.
And the box is on the chair.
The chair's on the table,
And the table's over there.
The table's on the carpet,
And the carpet's on the floor.
Let's sing the song once more.
Carpet, table, chair and spider...
And the spider's in the box!*




9a

I can do that!

can
monkey
dance
jump
climb
bear
run

1  Look and listen. Then read.



1 Baloo can / can't climb.

2 Baloo is a monkey / bear.

2  Listen and point. Then say.



3  Listen and tick.

- 1 walk
- 2 run
- 3 jump
- 4 dance


- 5 climb
- 6 swim
- 7 hide
- 8 fly

4 Find and write.

- 1 Tom can **pujm**.
- 2 The monkey can **bicml**.
- 3 The insect can **yfl**.
- 4 Anna can **cndae**.
- 5 Nick can **misw**.
- 6 Susan can **nru**.

- He can *jump*.....
- It can
- It can
- She can
- He can
- She can

5  Listen and point. Then say.



1 a tiger / jump


2 a monkey / climb

3 a bear / walk

4 a fish / swim

6 Write.

- | | | | |
|-----------------|----------------------|--------------------|-------|
| 1 I'm a tiger. | <i>I can jump...</i> | 5 I'm an elephant. | |
| 2 I'm a monkey. | | 6 I'm a bird. | |
| 3 I'm a bear. | | 7 I'm a snake. | |
| 4 I'm a fish. | | | |



6 a bird / fly

5 an elephant / run

7 a snake / dance

7 Listen and write ✓ or X.

- | | | | |
|--|---|----------------------------------|-------------------------------|
| 1 jump <input checked="" type="checkbox"/> | fly <input checked="" type="checkbox"/> | 4 walk <input type="checkbox"/> | swim <input type="checkbox"/> |
| 2 fly <input type="checkbox"/> | climb <input type="checkbox"/> | 5 hide <input type="checkbox"/> | run <input type="checkbox"/> |
| 3 climb <input type="checkbox"/> | walk <input type="checkbox"/> | 6 dance <input type="checkbox"/> | fly <input type="checkbox"/> |

8 Ask a friend and write ✓ or X.

Can you climb?

Yes, I can.

No, I can't.

Name:	climb	dance	swim	jump



I can ...


I		run.	I	run?	I	run.
You		walk.	you	walk?	You	walk.
He		swim.	he	swim?	He	swim.
She	can	hide.	she	hide?	She	hide.
It		fly.	it	fly?	It	fly.
We		dance.	we	dance?	We	dance.
You		jump.	you	jump?	You	jump.
They		climb.	they	climb?	They	climb.
			Can		can't	

9 Read and write can or can't.

- 1 I can climb. ✓ 5 you swim ?
- 2 She run. ✓ 6 It walk. ✓
- 3 we climb ? 7 You jump. ✗
- 4 They hide. ✗ 8 Anna swim ?

She can jump!

10 Listen, read and say.



Ruby: Can you climb?
 Pete: No, I can't.
 Ruby: Can you fly?
 Pete: No, I can't.
 Ruby: Can you dance?
 Pete: Yes, I can.
 Ruby: Are you a bear?
 Pete: Yes, I am!



	climb	fly	dance	swim	jump
bear	✗	✗	✓	✓	✓
bird	✗	✓	✗	✗	✓
fish	✗	✗	✗	✓	✓
elephant	✗	✗	✗	✓	✗

AMAZING ANIMALS

11  Listen, read and match.



PROJECT

- 1 It's got big feet. It can fly from tree to tree.
- 2 It hasn't got arms or legs but it can climb trees. It's very long. It can fly from tree to tree.
- 3 It's got small feet and toes. It can climb up walls.

12  Listen and sing.





I can walk. Yes, I can walk.
I can ride. Yes, I can ride.
I can run. I can hide.
I can dance and jump, too.
I can sing and so can you!

Revision 3

Units 7, 8, 9

1 Look and write.



- 1 Where's..... the green lamp?
- 2 the dolls?
- 3 the red car?
- 4 teddy bear?
- 5 the books?
- 6 the boxes?
- 7 the blue car?
- 8 the bags?

It's on the table, in the living room.

.....

.....

.....

.....

.....

.....

.....

2 Choose and write.

His Its ~~My~~ Her Your My

- 1 I've got a green bag.
- 2 He's got a big apple.
- 3 You've got a white cat.
- 4 She's got a small umbrella.
- 5 It's got long legs.
- 6 I've got a blue car.

My bag is green.

.....



.....

.....

.....

.....

3 Look, read and write.



1 A bear/dance

2 You/jump

3 It/hide

4 Monkeys/climb

5 She/fly

6 I/walk

A bear can dance.

.....

.....


.....

.....

.....

4 Write.

1 ..granny..... 2 3



4 5 6




This is my family.

10a

What's he wearing?

wear
TV
hat
do
careful
chicken

1  Look and listen. Then read.



- 1 The cowboy on TV is / isn't wearing boots.
- 2 The cowboy on TV is / isn't Woody.

2  Listen and point. Then say.



1 hat



2 T-shirt



3 sweater



4 dress



5 scarf



6 jeans



7 skirt



8 boots



we → **our** Our house is big.
 you → **your** Your bags are green.
 they → **their** Their dad is a fireman.

3 Write.

- 1 We are wearing blue skirts. Our skirts are blue......
- 2 They are wearing brown hats.
- 3 You are wearing beautiful dresses.
- 4 We are wearing black boots.

4 Look, choose and write.

T-shirt jeans boots dress scarf hat ~~sweater~~ skirt



Boy: My sweater..... is long and
 my are short.

My is long and
 my is big.

Girl: My is small and
 my is big.

My are big and
 my is small.



5



Listen and repeat.



6


Read and circle.

- 1 Al's wearing **brown** / **black** shoes.
- 2 He's wearing a **yellow** / **red** shirt.
- 3 He's wearing **red** / **black** glasses.
- 4 He's wearing **green** / **brown** trousers.



7 Read and say with a friend. Is it Al or Woody?

- 1 a red shirt
- 2 a big hat
- 3 brown boots
- 4 black glasses
- 5 blue jeans
- 6 brown trousers

8  Listen and say: Pete or Woody?



Woody

Pete





I'm wearing ...

I	am	→	I'm	wearing ...
You	are	→	You're	
He	is	→	He's	
She	is	→	She's	
It	is	→	It's	
We	are	→	We're	
You	are	→	You're	
They	are	→	They're	



9 Read and complete.

- 1 I am wearing a white T-shirt.
- 2 You're wearing a purple scarf.
- 3 He..... wearing brown boots.
- 4 She's wear..... a pink skirt.
- 5 It..... wearing a hat.
- 6 We're wear..... new trousers.
- 7 You..... wearing glasses.
- 8 They're wear..... big boots.

10 Write.

- 1 He's wearing..... glasses.
- 2 She's wearing..... a hat.
- 3 a yellow shirt.
- 4 a red sweater.
- 5 a green scarf.
- 6 black shoes.
- 7 red boots.
- 8 a blue T-shirt.



CLOTHES



Listen, read and write.

PROJECT




boots black skirts hat jeans shoes ~~shirt~~ trousers pink scarf

Jack is a pirate. He's wearing a white (1) shirt....., black (2) and (3) boots. Lucy is a cowgirl. She's wearing a brown (4), red (5), blue (6) and brown (7) Sarah and Sue are film stars. They're wearing pink (8), (9) glasses and pink (10)

12



Listen and sing.



What are you wearing?
A sweater or a T-shirt?
What are you wearing?
Blue jeans or shorts?


I'm wearing a red T-shirt,
A scarf and a hat,
Big red boots,
And I'm wearing yellow shorts.

11a

Is she singing?

sing
Help!
sleep
read
music

1  Look and listen. Then read.



- 1 What has the cat got?
- 2 Grisella is singing. Is it good or bad?



He/she is reading. They are reading.

2 Listen and point. Then say.



He's sleeping.



She's singing.



They're reading.



He's writing.



She's drawing.



They're laughing.

3 Read and circle.

- 1 'La la la la la!': she's singing / laughing!
- 2 He's in his bedroom / on his bike. He's sleeping.
- 3 She's singing / reading a book.
- 4 I'm drawing / writing a flower.
- 5 He's drawing / writing his name.
- 6 It's funny and she's laughing / sleeping.

4 Write.

1 Carl/singing
Carl isn't singing. He's reading.....

2 Anna/sleeping
Anna is sleeping.....

3 Samantha/reading
.....

4 William/drawing
.....



5  Listen, point and say.

6 Read, look and correct.

- 1 Cinderella is swimming. *Cinderella isn't swimming. She's laughing.....*
- 2 The mice are eating.
- 3 The mouse is wearing a red T-shirt.
- 4 The fish is flying.
- 5 The birds are sleeping.
- 6 The mice are jumping.





6 eating

4 swimming

7  Listen and choose an answer.

Yes, he is.

No, he isn't.

Yes, it is.

No, it isn't.

Yes, she is.

No, she isn't.

Yes, they are.

No, they aren't.

8 Ask and answer.

Look at number one.
Is Cinderella singing?


No, she isn't.
She's laughing.

the fish/sleep

the birds/eat

the mice/laugh

the mice/play



She's playing ...

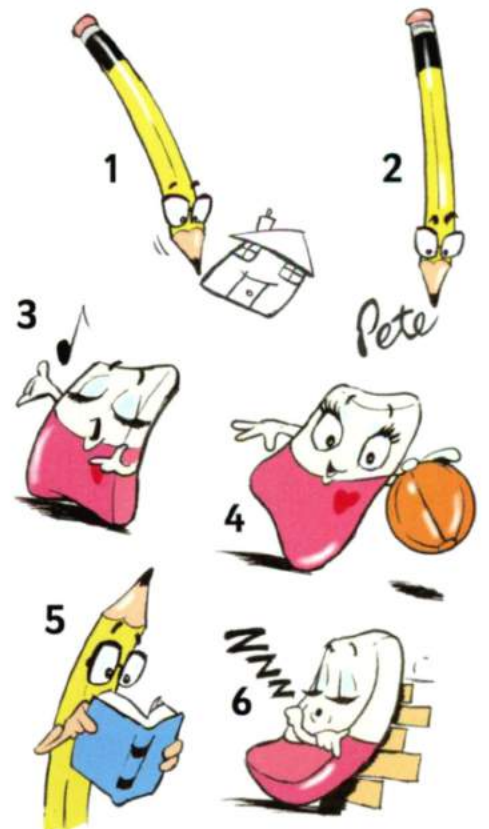
I'm	singing.	Am I	singing?	I'm not	singing.
You're	laughing.	Are you	laughing?	You aren't	laughing.
He's	sleeping.	Is he	sleeping?	He isn't	sleeping.
She's	playing.	Is she	playing?	She isn't	playing.
It's	flying.	Is it	flying?	It isn't	flying.
We're	eating.	Are we	eating?	We aren't	eating.
You're	running.	Are you	running?	You aren't	running.
They're	swimming.	Are they	swimming?	They aren't	swimming.

9 Write a negative sentence.

- 1 She's writing. She isn't writing.
- 2 We're reading.
- 3 I'm running.
- 4 You're playing.
- 5 They're singing.
- 6 He's drawing.

10 Ask and answer.

- 1 Pete/singing Is Pete singing?
No, he isn't.
- 2 Pete/writing? ?
..... ?
- 3 Ruby/drawing? ?
..... ?
- 4 Ruby/playing? ?
..... ?
- 5 Pete/reading? ?
..... ?
- 6 Ruby/eating? ?
..... ?




PAINTING

11 PROJECT Read.



This is my painting and these are my friends. Can you find them? Adam is laughing. Ben isn't wearing a T-shirt. Jade is eating an ice cream. Ian and Lisa are playing volleyball. Karen is drawing Elisabeth. Elisabeth is sleeping.



12 Play a game.

A	B
play	volleyball
eat	an ice cream
draw	a flower
read	a book
write	your name
wear	a shirt

Are you playing volleyball?

Yes, I am.

Are you eating a shirt?

No, I'm not.

12a

I like pizza


pizza
bread
cheese
fish
hungry

1  Look and listen. Then read.




- 1 Look at picture 1: What is on the table?
- 2 Look at picture 6: What is the chicken doing?

2  Listen and repeat.



3 Make two lists.

spaghetti	cheese	chicken	milk	ice cream
peas	salad	fish	banana	


 I like

.....

.....

.....

.....

 I don't like

.....

.....


.....

.....

4  Listen and sing.

I like spaghetti
with salad and peas,
I like spaghetti
with chicken and cheese.

I don't like bananas,
Yellow or green,
I don't like bananas
with milk or ice cream.

5  Listen, point and say.



1 sandwiches

3 ice cream

2 spaghetti

6 Write.

- | | | | | | |
|--------|---|-----------------------------|-----------|---|-------|
| pizza | ✓ | <u>I like pizza.</u> | peas | ✗ | |
| cheese | ✗ | <u>I don't like cheese.</u> | fish | ✓ | |
| milk | ✓ | | chicken | ✗ | |
| salad | ✗ | | chocolate | ✓ | |



5 chocolate

4 pizza

7  Look, listen and say *right* or *wrong*.




8 Say what you like and don't like.

pizza	salad	bread
spaghetti	peas	bananas
fish	ice cream	sandwiches
cheese	milk	chicken

I like chicken.
I don't like cheese.

chocolate

I like ...			
I like pizza.	I don't like fish.	Do I like ice cream?	Yes, I do.
You like cheese.	You don't like milk.	Do you like sandwiches?	No, I don't.
			Yes, you do.
			No, you don't.




9 Read and complete with *like* or *don't like*.

- | | |
|---|--------------------------------|
| 1 I <u>don't like</u> spaghetti. X | 4 I ice cream. ✓ |
| 2 You cheese. ✓ | 5 You bananas. ✓ |
| 3 You fish. X | 6 I sandwiches. X |

10 Ask and answer.




1 *Do you like salad?*
Yes, I do.




2?




3?



4?



5?



6?

11 Answer the questions.

Do you like healthy food?

- 1 Do you like fish?
- 2 Do you like bananas?
- 3 Do you like chocolate?
- 4 Do you like peas?
- 5 Do you like cheese?
- 6 Do you like salad?
- 7 Do you like milk?
- 8 Do you like ice cream?
- 9 Do you like spaghetti?
- 10 Do you like chips?



How many marks?

45-50	Excellent! You like healthy food.
35-40	Very good.
20-30	OK, but eat more fruit and salad.
0-15	Oh, dear!

How many marks have you got?

1	Yes = 5	No = 0
2	Yes = 5	No = 0
3	Yes = 0	No = 5
4	Yes = 5	No = 0
5	Yes = 0	No = 5
6	Yes = 5	No = 0
7	Yes = 5	No = 0
8	Yes = 0	No = 5
9	Yes = 5	No = 0
10	Yes = 0	No = 5

12 **PROJECT** Ask three friends and put a ✓ or X. Then choose four things your friends like for the party.

Party menu?	Name:	Name:	Name:
pizza			
salad			
sandwiches			
peas			
fish			
bananas			
milk			
ice cream			

Party menu

.....

.....

.....

.....

.....

.....


.....



Revision 4

Units 10, 11, 12

1 Look, read and write.




- 1 she/laughing? Is she laughing? Yes, she is.
 he/reading?? No. He's
- 2 the boys/writing??
 the girls/eating??
- 3 he/singing??
 she/reading??

2 Match.

- | | |
|----------------------|--------------------------------------|
| 1 You're ballerinas. | Our dresses are beautiful. |
| 2 They're monsters. | Your fire engine is big and red. |
| 3 We're pirates. | Your shoes are pink. |
| 4 You're firemen. | Our trousers are black. |
| 5 We're princesses. | Their hands and feet are very small. |
| 6 They're babies. | Their faces are green. |

3 Look and write.



- 1 Do you like peas?
- 2 ?
- 3 ?
- 4 ?
- 5 ?
- 6 ?
- 7 ?
- 8 ?

No, I don't

.....

.....

.....

.....

.....

.....

.....

4 Look and write.



hat

.....

.....

.....

.....

.....

.....

.....

.....

Halloween

1  Listen and point. Then say.



2  Listen and answer.

3 Read and say. Who is it?

- 1 I've got a yellow mask. 3 I've got green hair.
2 I haven't got two eyes. 4 I haven't got a mouth, a nose, ears and hair.

Christmas

1 Listen and point. Then say.

2 Listen and chant.



3 reindeer

Christmas presents,
A Christmas tree.
Christmas cards,
For you and me.

Father Christmas,
Reindeer, too.
Cards and presents,
For me and you.


1 card

2 star



4 candle

5 tree



6 Father Christmas



7 present

3 Listen and say yes or no.

Easter

1 Listen and point. Then say.

2 Look, listen and answer.

1 chocolate egg

2 wall

sweets

3

4 rabbit

5 flower

3 Listen, read and chant.

Do you like chocolate?
Do you like sweets?
Do you like chocolate eggs,
And Easter treats?

Yes, I like chocolate.
And I like sweets.
I like chocolate eggs,
And Easter treats.

I don't like chocolate.
I don't like sweets.
I don't like chocolate eggs,
And Easter treats.

End of year play

The pretty ugly princess

Scene 1 (At the palace)

- 1st Noble:** This is our princess.
- 2nd Noble:** She's very pretty ...
- 3rd Noble:** ... but she's got an ugly heart!
- 1st Servant:** Princess?
(With a tray full of food)
- Princess:** I don't like this!
- 2nd Servant:** Do you like your dress, princess?
- Princess:** I don't like that!
- Prince:** I don't like the princess! I don't love her!
- Beggar:** I haven't got bread. I'm hungry!
- Princess:** Oh, go away, old man!
- Queen:** Oh, dear!
- King:** Come, old man, the food is on the table!
- Fairy godmother:** The princess isn't good! I've got an idea ...
(to the Princess)
Your heart is ugly! Abra Cadabra Toodle Loo.
Now your face is ugly, too!
- Princess:** Oh, no! I'm ugly!
- Fairy godmother:** You can't have a pretty face without a good heart!
- 1st, 2nd and 3rd Noble:** Our princess has got an ugly heart. Now she's got an ugly face, too!

Scene 2 (At the wood)

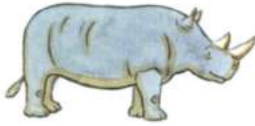
1st tree: Oooh, she's ugly!
2nd tree: Go away!
3rd tree: We don't like you!
Princess: Oh, my feet! I'm cold. I'm hungry.
John: Poor girl! I haven't got two coats but ...
Princess: Thank you!
John: Here, this is my food. It's bread and cheese.
Princess: It's very good. Thank you! You are very good!
I'm not good!
John: Shhh. You are good! Come, my family are in the village.

Scene 3 (At the village)

1st, 2nd and 3rd noble: The princess is happy now. She's in the village. Look! She's helping the old woman!
Children: Can you play?
Princess: Yes, I can! Come on!
1st, 2nd and 3rd Noble: Has she got a good heart now?
Fairy godmother: Hello, princess!
Princess: Oh, Fairy godmother! I'm sorry!
Fairy godmother: Is she good now?
John: Yes, she is. I love her.
John's mother: She's got a pretty heart now.
Fairy godmother: Hmm ... Let's see ... Has she got a pretty face?
Children: Yes, she has! Oh, she's very pretty!
Queen: Oh, my dear child!
King: Come! We can have the wedding at the palace!
All: Hooray!

Picture dictionary

Unit 1



Unit 2



Unit 3

Picture dictionary



Unit 4



Unit 5



Unit 6



Unit 7



Unit 8




.....

.....

.....

.....



.....

.....

.....

.....



.....

.....

.....

.....



.....

.....

.....

.....

Unit 9



.....

.....

.....

.....



.....

.....

.....

.....



.....

.....

.....

.....

Picture dictionary



Unit 10



Unit 11



Unit 12



Wonderland



Wonderland makes learning English a magical, memorable experience, by using the familiar fantastic world of Disney characters that children know and love.

The Wonderland series has been written for Greek and Cypriot Pre-Junior and Junior classes. The course uses a structured syllabus focussing on skills development, with abundant practice and recycling. Amazing stories, songs, chants, listening and reading materials inspire pupils to talk and write about their own lives, opinions and experiences.



Teacher's Components

- Full colour Teacher's Guide
- Audio Cassette/CD
- Video
- Flashcards
- Posters

Pupils' Components

- Pupils' Book with free Songs & Stories audio CD
- Pupils' CD-ROM
- Activity Book
- Study Companion



Including characters from your favourite Disney·PIXAR films



PEARSON
Longman

www.longman.com



www.wonderland-longman.gr

ISBN 0-582-828-546



9 780582 828544

Motivate to Educate!

