

Lesson n°1: Hello, I'm...

-What's your name?

→My name is Mohamed. / I'm Mohamed.

-What's his name?

→His name is Ali.

-What's her name?

→Her name is Houda.

Lesson n°2: Hello, I'm...

-Hello!

-Hi!

-Nice to meet you.

-Pleased to meet you, too.

-How are you?

-I'm fine, thank you, and you?

- I'm OK, thanks.

Lessons n°3, n°4 and n°5: The alphabet

Capital letters:

A, B, C, D, E, F, G, H, I, J, K, L, M, N, O, P, Q, R, S, T, U, V, W, X, Y, Z.

A, B, C, D, E, F, G, H, I, J, K, L, M, N, O, P, Q, R, S, T, U, V, W, X, Y, Z.

Small letters:

a, b, c, d, e, f, g, h, i, j, k, l, m, n, o, p, q, r, s, t, u, v, w, x, y, z.



a, b, c, d, e, f, g, h, i, j, k, l, m, n, o, p, q, r, s, t, u, v, w, x, y, z.

(26 letters)

- Spell Mohamed, please.

- OK, M-O-H-A-M-E-D.

Lesson n°6: Where are you from?

<p>* Ali is a boy. He's a boy</p>	
<p>*Fatma is a girl. She's a girl.</p>	

***What's his name?**

This is my friend, his name is Ali.

***What's her name?**

This is my friend, her name is Fatma.

Lesson n° 7: Where are you from?

***Where are you from?**

→ I'm from Bennane.

→ I'm from Tunisia.

→ I'm Tunisian.

***Where's Ali from?**

→Ali is from Tunisia.

→ He's Tunisian.

***Where's Amélie from?**

→Amélie is from France.

→ She's French.

*Where's John from?

→ John is from England.

→ He's English.

*Where's Maria from?

→ Maria is from Italy.

→ She's Italian.

Country (countries)	Nationality(nationalities)
Tunisia	Tunisian
England	English
France	French
Italy	Italian



Lesson n° 8:

Let's count

1	one	13	thirteen	40	forty
2	two	14	fourteen	50	fifty

3	three	15	fifteen	60	sixty
4	four	16	sixteen	70	seventy
5	five	17	seventeen	80	eighty
6	six	18	eighteen	90	ninety
7	seven	19	nineteen	100	hundred
8	eight	20	twenty	128	one hundred and twenty-eight
9	nine	21	twenty-one	999	nine hundreds and ninety-nine
10	ten	22	twenty-two	1000	thousand
11	eleven	30	thirty	1183	one thousand and one hundred and eighty-three
12	twelve	31	thirty-one	8975	eight thousands and nine hundreds and seventy-five

- Count from 1 to 10, please.
- OK, 1, 2, 3, 4, 5, 6, 7, 8, 9, 10.
- Spell "one" please.
- OK, O-N-E.

Lesson n° 9: How old are you?

* How old are you?

→ I'm eleven.

→ I'm four and seven (11).

*How old is Ali?

→ Ali is 13. / He's 13.

*How old is Nada?

→ Nada is 17. / She's 17.

Lesson n°10: What's your phone number?

What's your phone number?



→My phone number is 8, 4, 4, 0, 8, 4, 7,

4.

→My phone number is 84, 40, 84, 74.

Lesson n° 11: My family



father, mother, brother, sister, family

Who's this?

- This is my father, his name is Mohamed.
- This is my mother, her name is Alia.
- This is my brother, his name is Mourad.
- This is my sister, her name is Dalila.

Lesson n° 12: Parents and children

parents, son, daughter, child, children

Who's this?

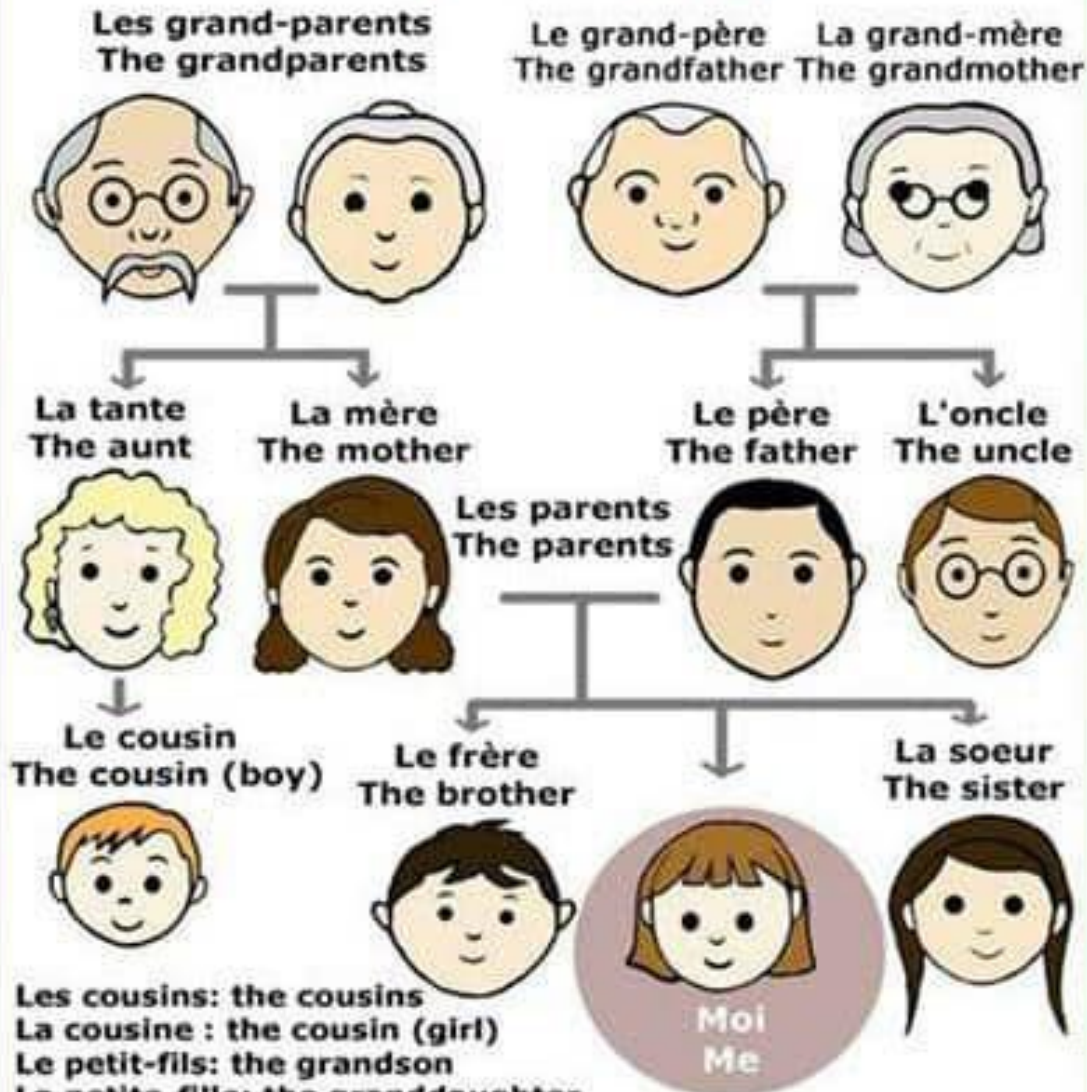
- This is my son, his name is Mourad.
- This is my daughter, her name is Dalila.

Who are these?

→ These are my parents / children / sons / daughters.


La Famille

The Family



Les cousins: the cousins
La cousine : the cousin (girl)
Le petit-fils: the grandson
La petite-fille: the granddaughter
Le neveu: the nephew
La nièce: the niece
L'enfant: the child
Les enfants: the children
Le bébé: the baby
Le garçon: the boy
La fille: the girl
Le mari: the husband
La femme: the wife

Le papa: the dad
La maman: the mom
Le beau-père: the stepfather
La belle-mère: the stepmother
Le fils: the son
La fille: the daughter
Le beau-fils: the stepson
La belle-fille: the stepdaughter



* Who's this?

→ This is my mother.

*What's her name?

→ Her name is Alia.

→ This is my mother, her name is Alia.

*What's this?

→ This is a plane. / It's a plane.



→ This is a bike. / It's a bike.



Lessons n°14, n°15 and n°16: What time is it?

Different ways of telling time in English

➤ We use **o'clock** only at the full hour:



9:00
It's nine o'clock.



11:00
It's eleven o'clock.



7:00
It's seven o'clock.



***What time is it, please?**

→ It's ten o'clock.

→ It's ten five.

→ It's **three fifty**.

→ It's **seven thirty - five**.

***Is it five o'clock?**

→ Yes it is.

→ **Yes, it's five o'clock**

***Is it 4 o'clock?**

→ No, it isn't.

→ No, it is not.

→ No, it isn't 4 o'clock.

→ No, it isn't 4 o'clock, it's five o'clock.

→ No, it's five o'clock.



• **What time is it, please?**

→ **It's seven fifty - three**

Lesson n°17: My school day

***My schooldays are Monday, Tuesday, Wednesday, Thursday, Friday and Saturday.**

***Sunday is a holiday.**

- There's school on Monday.

- There isn't school on Sunday, it's a holiday.

***When is the football match?**

→ The football match is **on Sunday**.

→ It's **at 5 o'clock**.

→ The football match is **on Sunday at 5 o'clock**.

***When is the film?**

→ The film is **on Saturday**. It's **at 9 o'clock**.

***When is the cartoon program?**

→ It's **at 3 o'clock**.

AT

at 9 o'clock
at Christmas
at Easter
at noon
at night
at midnight
at the weekend
at lunch time
at dinner
at that time
at the moment

IN

in the morning
in the evening
in the afternoon
in the Easter holiday
in the Christmas holiday
in the winter
in the summer
in 2013
in the 21st century
in August
in December
in three hours
(three hours from now)

ON

on Mondays
on Friday
on Saturday
on Sunday morning
on Friday evening
on Easter Monday
On Christmas Day
on Saturday night
on June 13th
on a summer evening
on a cold day
on that day

ENGLISH GRAMMAR

AT - ON - IN

PREPOSITIONS OF TIME

Woodward!

AT + Specific Time

- I get up **at** 7 o'clock.
- The movie starts **at** 8.30.



AT + Holiday Period

- They sing carols **at** Christmas.
- Come and visit us **at** Thanksgiving.

ON + Days

- I will visit you **on** Wednesday.
- Where were you **on** Friday?

ON + Dates

- His birthday is **on** March 27th.
- The exam is **on** the 16th.

IN + Months

- My birthday is **in** January.
- I'm going on vacation **in** August.

IN + Years

- Shakespeare was born **in** 1564.
- The Titanic sank **in** 1912.

IN + the + Decade

- Life was difficult **in** the 1940s.
- There were many hippies **in** the '60s.

IN + the + Century

- We are living **in** the 21st century.
- It was built **in** the sixth century.

IN + Season

- We go to the beach **in** summer.
- There are many flowers **in** spring.

IN + Time Period

- The meeting starts **in** ten minutes.
- She will be here **in** three hours.

© Woodward English

Lesson n°18: My timetable

School timetable		Name: Kim				
	Monday	Tuesday	Wednesday	Thursday	Friday	
9.00 - 10.30	English 	maths 	history 	English 	science 	
Break						
11.00 - 12.30	maths 	IT 	science 	maths 	English 	
Lunch time						
1.30 - 3.00	geography 	music 	PE 	drama 	art 	
After school	football 	X	piano 	X	swimming 	

(geography, art, music, sport, science, science, computer science, history, maths, **English**, **French**, **Arabic**)

*When do you study maths?

→ I study maths on Monday, Tuesday and Thursday.

*What do you study on Tuesday?

→ **On Tuesday**, I study maths, computer science and music.

→ I study maths, computer science and music **on Tuesday**.

Lesson n°19: Months

The months: **January / February / March / April / May / June / July / August / September / October / November / December.**

*March is **before** April.

*June is **after** May.

2018

January	February	March	April
S M T W T F S	S M T W T F S	S M T W T F S	S M T W T F S
1 2 3 4 5 6	1 2 3	1 2 3	1 2 3 4 5 6 7
7 8 9 10 11 12 13	4 5 6 7 8 9 10	4 5 6 7 8 9 10	8 9 10 11 12 13 14
14 15 16 17 18 19 20	11 12 13 14 15 16 17	11 12 13 14 15 16 17	15 16 17 18 19 20 21
21 22 23 24 25 26 27	18 19 20 21 22 23 24	18 19 20 21 22 23 24	22 23 24 25 26 27 28
28 29 30 31	25 26 27 28	25 26 27 28 29 30 31	29 30
May	June	July	August
S M T W T F S	S M T W T F S	S M T W T F S	S M T W T F S
1 2 3 4 5	1 2	1 2 3 4 5 6 7	1 2 3 4
6 7 8 9 10 11 12	3 4 5 6 7 8 9	8 9 10 11 12 13 14	5 6 7 8 9 10 11
13 14 15 16 17 18 19	10 11 12 13 14 15 16	15 16 17 18 19 20 21	12 13 14 15 16 17 18
20 21 22 23 24 25 26	17 18 19 20 21 22 23	22 23 24 25 26 27 28	19 20 21 22 23 24 25
27 28 29 30 31	24 25 26 27 28 29 30	29 30 31	26 27 28 29 30 31
September	October	November	December
S M T W T F S	S M T W T F S	S M T W T F S	S M T W T F S
1	1 2 3 4 5 6	1 2 3	1
2 3 4 5 6 7 8	7 8 9 10 11 12 13	4 5 6 7 8 9 10	2 3 4 5 6 7 8
9 10 11 12 13 14 15	14 15 16 17 18 19 20	11 12 13 14 15 16 17	9 10 11 12 13 14 15
16 17 18 19 20 21 22	21 22 23 24 25 26 27	18 19 20 21 22 23 24	16 17 18 19 20 21 22
23 24 25 26 27 28 29	28 29 30 31	25 26 27 28 29 30	23 24 25 26 27 28 29
30			30 31

Calendar Templates by Calendar2.com

Illustration: iStock.com/robertodewit/20120090

© 2017 Calendar2.com. Free to Print

Lesson n° 20: Months***How many days are there in January?**

- There are 31 days in January.
- In January, there are 31 days.

Lesson n° 21: It's my birthday***When is your birthday?**

- My birthday is in June.

Lessons n°22 and n°23: Seasons

The Seasons: Spring - Summer - Autumn - Winter.



(cold, hot, windy, fine, beautiful, nice, snowy, rainy, sunny, cloudy)

*Is it cold in Winter?

→ Yes, it is.

→ Yes, it's cold in Winter.

***Is it hot in Winter?**

→ No, it isn't.

→ No, it is not.

→ No, it isn't hot in Winter.

→ No, it isn't hot in Winter, it's very cold.

→ No, it's very cold in Winter.

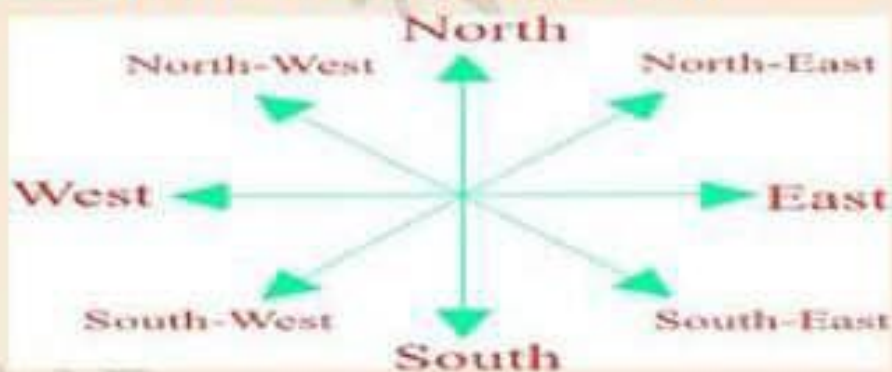
→ No, it's hot in Summer.

***What's the weather like in Spring?**

→ It's nice and fine in Spring.

→ In Spring, it's nice and fine.

Lesson n° 24: (north, south, east, west)





***Where's Bizerte?**

→Bizerte is in the north.

***Where's Tataouine?**

→Tataouine is in the south.

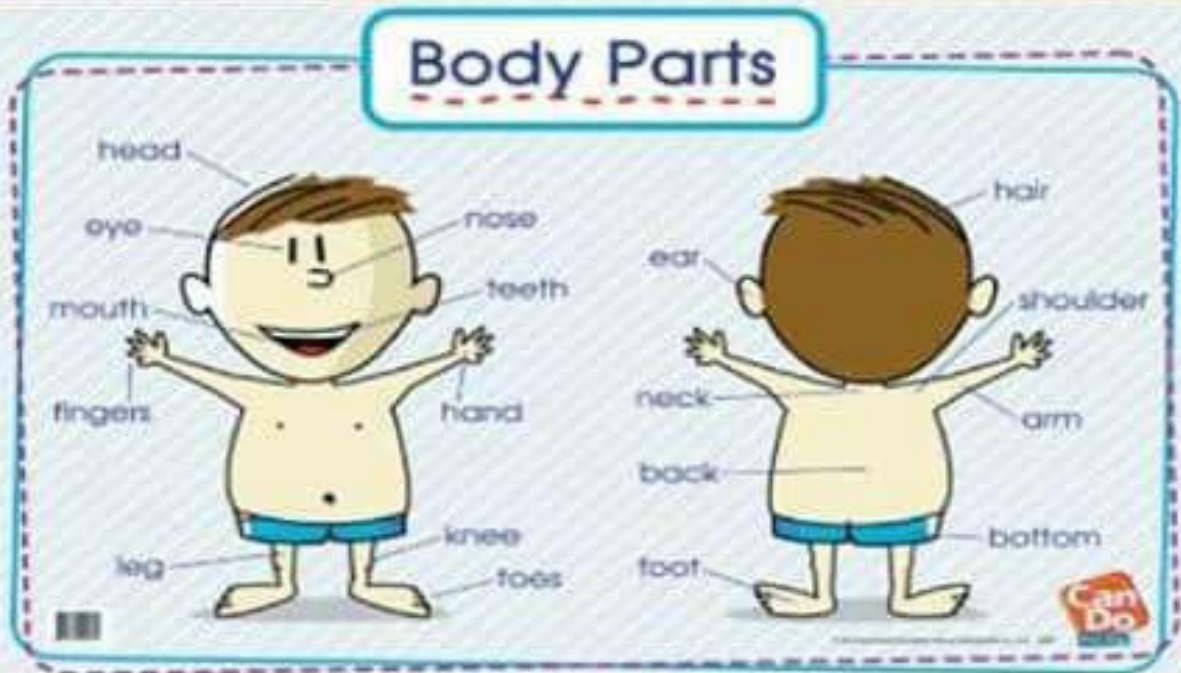
***Where's Kasserine?**

→Kasserine is in the west.

***Where's Mahdia?**

→Mahdia is in the east.

Lessons n°25 and n°26: My body



(face, head, nose, mouth, tooth, teeth, eye, ear, shoulder, body, arm, hand, finger, leg, knee, foot, feet, toe)

***What's this?**

→ This is **a** face / **a** head / **a** nose / **a** mouth / **a** leg / **a** hand

→ This is **an** ear / **an** eye / **an** arm.

→ This is my nose / ear / arm / leg

→ This is your mouth / eye / head

***What are these?**

→ These are my **teeth**.

→ These are my **feet**.

***Touch your nose!**

→ O.K. This is my nose. (...)

We use " a " before a noun beginning with a consonant. _

Lesson n°27: Billy the clown



(blue - brown - green - black - long hair / short hair)

1) *What colour is your hair?

→ My hair is black.

*What colour is his hair?

→ His hair is brown.

*What colour is her hair?

→ Her hair is black.

2)*What colour are your eyes?

→My eyes are black.


*What colour are his eyes?

→His eyes are brown.


*What colour are her eyes?

→Her eyes are blue.

Lesson n°28: My friends



TALL



(slim - fat - short - tall)

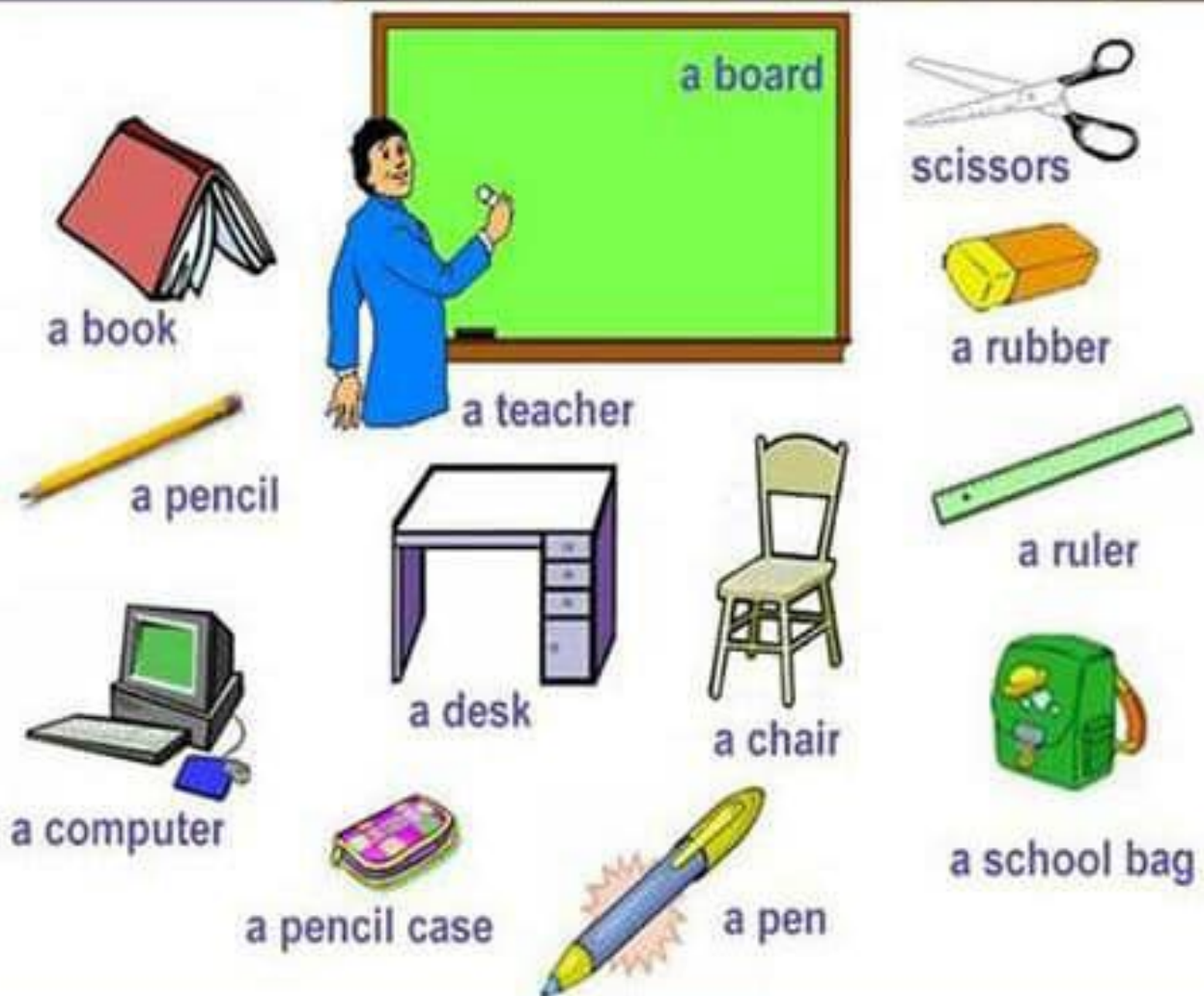
*I'm fat / slim / short / tall, and you?

*I'm fat and short.

*He / She's fat / slim / ...

*They are tall / short / ...

Lesson n°29: My schoolbag



(schoolbag / bag, pen, pencil, book, notebook, pencil case, eraser, ruler)

***What have you got?**

→ I've got a schoolbag / a bag.

***What have you got in your bag?**

→ I've got two books, three notebooks and a pencil case, in my bag.

→ In my bag, I've got two books, three notebooks and a pencil case.

***What have you got in your pencil case?**

→ I've got four pens, a pencil and an eraser.

Lessons n°30 and n°31: My classroom



(computer - desk- chair- board- classroom-
teacher- pupil- playground- classroom)



*Where's the book?

→ The book is **in** the bag.

→ The book is **under** the chair.

→ The book is **on** the desk.

*Where's the teacher?

→ The teacher **is** in the classroom.

→ He / She's **in** the classroom.

*Where are the pupils?

→The pupils **are** in the playground.

→They **are** in the

playground.

Lesson n° 32: My school

(door  - window 
 Shapes: triangle  - rectangle  - square  - circle 
 circle)

*How many triangles are there?
 → There are three triangles. 

*How many doors are there, in the classroom?
 → There's one door.

Lesson n°33 : Colours

(white , yellow , grey , purple , pink , black , blue , red , orange , brown , green ,)

*What colour is the pen?

→ The pen is blue / red / green / ...

→ It's blue / red / green / ...

Lessons n° 34 and n°35 : clothes

***Singular nouns:** pullover, dress, t-shirt, skirt, jacket, shirt, coat, cap.

***Plural nouns:** sneakers, socks, trousers, shorts, shoes.

*What's this?

→ This is a pullover.

→ This is a pink pullover.

*What are these?










→ These are trousers.

→ These are blue trousers.

Vocabulary




Listen to the words, repeat and memorize them!

Clothes







			
▶ ◀	▶ ◀	▶ ◀	▶ ◀
jeans	trousers pants (US)	a dress	a skirt
			
▶ ◀	▶ ◀	▶ ◀	▶ ◀
a shirt	a blouse	a jumper a sweater	a T-shirt
			
▶ ◀	▶ ◀	▶ ◀	▶ ◀
shorts	socks	a coat	a raincoat
			
▶ ◀	▶ ◀	▶ ◀	
a jacket	a suit	a tracksuit	

Print pp. 2-3

Shoes

			
▶ ◀	▶ ◀	▶ ◀	▶ ◀
shoes	high heels	trainers (UK) sneakers (US)	boots
			
▶ ◀	▶ ◀		
sandals	flip-flops		

Accessories

				
▶ ◀	▶ ◀	▶ ◀	▶ ◀	▶ ◀
a cap	a hat	a scarf	gloves	a tie
				
▶ ◀	▶ ◀	▶ ◀	▶ ◀	▶ ◀
an umbrella	a watch	earrings	a ring	a necklace

Lesson n° 36: What are you wearing?

***What are you wearing?**

→ I'm wearing **black trousers and a blue shirt.**

***What's he wearing?**

→ He's wearing **black shorts and a white T-shirt** because he is playing football.

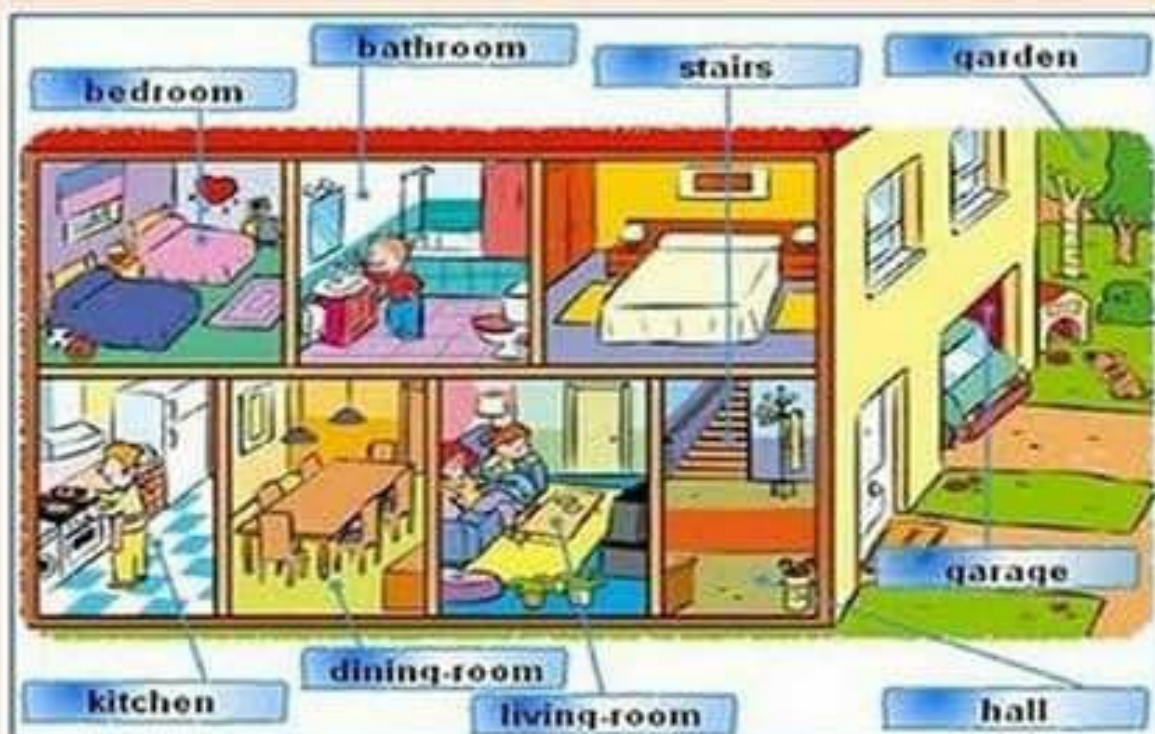
***What's she wearing?**

→ She's wearing **a red skirt and a yellow T-shirt** because she is playing tennis.

***What are they wearing?**

→They are wearing coats because it's very cold.

Lesson n°37: My house



(house, bedroom, kitchen, garden, garage, bathroom, living-room, dining-room)

***Where's Ali?**

- Ali is in the garden.
- He is in the garden.

***Where's mum?**

- Mum is in the kitchen.
- She is in the kitchen.

Lesson n°38: In my house

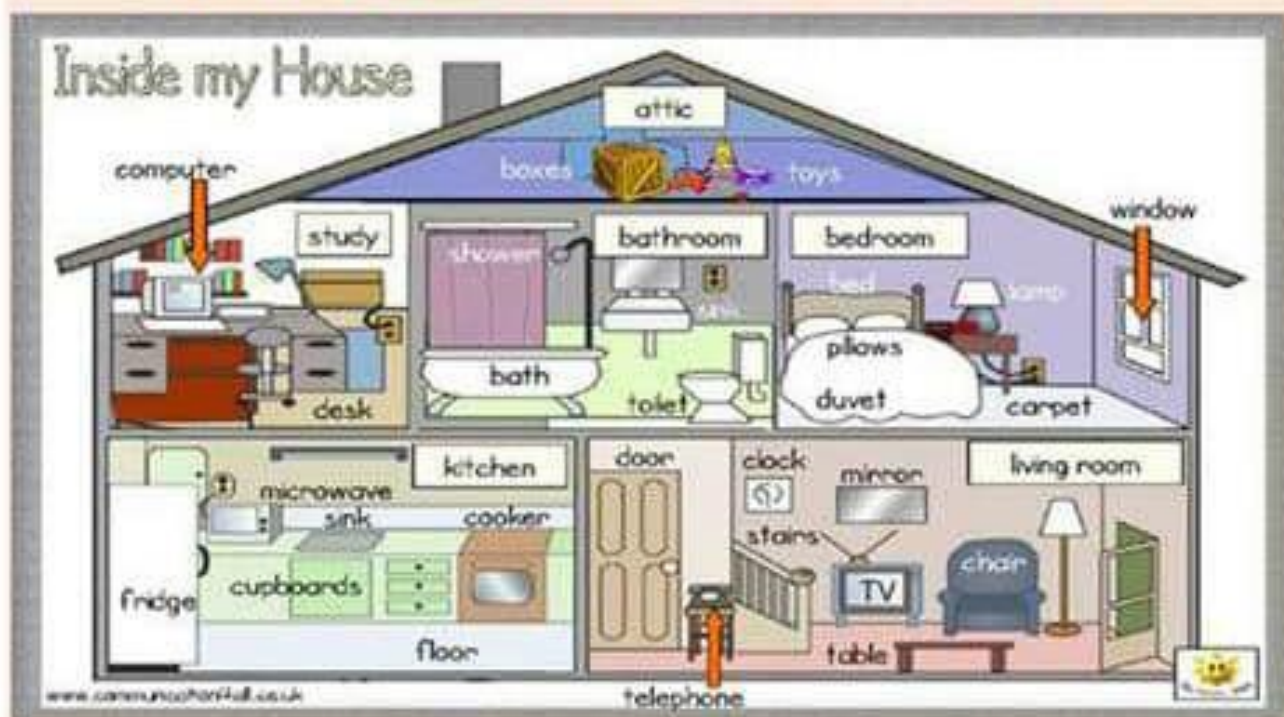
(sofa, carpet, fridge, bed, table, chair, cooker, floor, TV set)

***What's there in the kitchen?**

- **There's a cooker** and 4 chairs in the kitchen.
- **There are 4 chairs** and a cooker in the kitchen.

***What's there in the dining-room?**

→ There are 6 chairs and a table in the dining-room.



Lesson n° 39: I'm reading a book

(play, watch TV, read, sleep, write, draw, go, count, sing)

*What are you doing?

→ I'm reading a text.

*What's he doing?

→ He's reading a book.

*What's she doing?

→ She's reading sentences.

*What are they doing?

→ They are reading.

Lesson n° 40: What's my family doing?

(read / write - e-mail, newspaper, story, letter)

*Where's mum?

→ Mum is in her bedroom.

*What's she doing?

→ She's writing an e-mail. / She's writing e-mails.

Lessons n° 41 and n° 42: My home town

Shops and Places In Town



(supermarket - cinema - bank - post office - park - zoo - police station - restaurant - school - my house)

*Where's the cinema?

→The cinema is next to the park.

*Where's the park?

→The park is between the bank and the supermarket.

*Where's the zoo?

→The zoo is on the left.

*Where's the school?

→The school is on the right.




Lessons n° 43 and n° 44: At the zoo

Domestic animals: cat - dog - rabbit - cow - fish - bird - sheep - duck.

Wild animals: Tiger - monkey - lion - bear - giraffe.

Verbs : sing - run - jump - swim - fly - walk - climb



***Can a cat run?**

→ Yes, a cat can run.

/

→ Yes, it can.

***Can a cat fly?**

→ No, a cat can't fly.

/

→ No, it can't.

***Can you swim?**

→ Yes, I can swim.

/

→ Yes, I can.

***Can he draw?**

→ No, he can't draw.

/

→ No, he can't.

***Can she sing?**

→ Yes, she can sing.

/

→ Yes, she can.

Lesson n°45: Every day, I...



wake up



get up



have breakfast



brush my teeth



wash my face



comb my hair



get dressed



make the bed



go to school



arrive at school



take classes



have lunch



go home



do my homework



have dinner



watch TV



take a shower




put on my pajamas



go to bed



sleep



e.

***When do you get up?**

→ I get up at 7 o'clock.

***When do you go to school?**

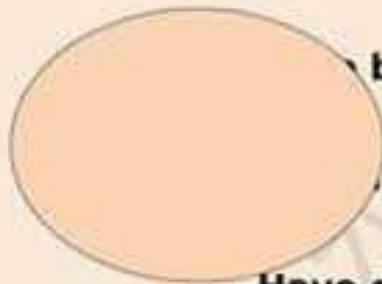
→ I go to school at 8 o'clock.

Lesson n° 46:

My day



-Watch TV



breakfast



lunch.

-Sleep

-Have dinner.

+in the morning (from sunshine to 12 o'clock).

+in the afternoon (from 12 o'clock to 19 o'clock).

+in the evening (after 19 o'clock).

-at midday (12 o'clock).

-at night (to sun).

***When do you have breakfast?**

→ I have breakfast **in** the morning, **at** seven o'clock.

***When do you have lunch?**

→ I have lunch **at** midday.

***When do you sleep?**

→ I sleep **at** night, **at** nine o'clock.

Lesson n° 47:

A day in the life of.

Daily Routines



He wakes up.



He has a shower.



He gets dressed.



He brushes his teeth.



He has breakfast.



He goes to school.



He has lessons.



He has lunch.



He goes back home.



He does his homework.



He plays with his friends.



He goes to bed.



***When does he get up?**

→ He gets up at 7 o'clock.

***When does she have breakfast?**

→ She has breakfast at 8 o'clock.

******Verbs with He / She / It take « S » in the end.**

******Verbs ending in « o / ss / sh / ch » take « es »**

****Examples: goes / washes / watches / does / crosses.**

****I / we / you / they have ...**

**** He / She / It has ...**

Lesson n° 48: My favourite sport



22

Sports: **football, table tennis, running, swimming, handball, volleyball, basketball.**

***What's your favourite sport?**

→ My favourite sport is running / handball / ...

→ I like running / handball / ...

***Is football your favourite sport?**

→ Yes, it is.

→ No, it isn't, my favourite sport is running.

→ No, it isn't, I like running.

Lesson n° 49: My hobbies



Examples: reading stories, painting, listening to music, playing computer games, watching cartoons, playing football, ...

***What's your hobby?**

→ My hobby is playing computer games.

***Do you like listening to music?**

→ Yes, I do.

***Do you like dancing?**

→ No, I don't.

→ No, I don't like dancing, I like playing football.

{ I like reading stories. / I like watching cartoons. / ... }

Lessons n° 50 and n°51: At the market



A seller

A client

Fruit shop

Food: Countable and Uncountable Nouns

COUNTABLES



UNCOUNTABLES



1) These are uncountable nouns. Use "some" or "1 kilo of" ... / "2 kilos of" ... (no plural)



Example: I'd like some fish / some cheese / one kilo of meat /...

2) These are countable nouns. You can use the plural.



Example: I'd like an orange / 2 oranges / 1 kilo of orange / some oranges.

Dialogue: (book at page: 190):

Seller: -Hi! Can I help you?

Client: - I would like / I'd like two kilos of orange, please.

Seller: -OK.

Client: -How much is it?

Seller: - It's 4 dinars.

Client: -Here you are.

Seller: - Thank you.

Client: - You are welcome.

Lessons n° 52 and n°53: An afternoon out

(selling (to sell) / buying(to buy) / drinking(to drink) / eating(to eat))

{juice / ice-cream / sandwich / drinks / menu / spaghetti / soup / salad / chocolate cake / mineral water / coca-cola / coke / kuskus /cake / tea / coffee}

Dialogue / menu on page : 196 :

Waiter: -What would you like to eat, sir?

Client:-I'd like to eat spaghetti and a salad, please.

Waiter: -What would you like to drink?

Client:-I'd like to drink mineral water, please.

Waiter:-Would you like an orange juice or a coca-cola?

Client: -I'd like an orange juice, please.

- She → **her** → She is in **her** bedroom.
 -It → **its** → It's **its** carrot.
 -They → **their** → They are in **their** house.

Pronoun Chart

	Subject Pronouns	Object Pronouns	Possessive Adjectives	Possessive Pronouns	Reflexive Pronouns
1 st person	I	me	my	mine	myself
2 nd person	you	you	your	yours	yourself
3 rd person (male)	he	him	his	his	himself
3 rd person (female)	she	her	her	hers	herself
3 rd person	it	it	its	(not used)	itself
1 st person (plural)	we	us	our	ours	ourselves
2 nd person (plural)	you	you	your	yours	yourselves
3 rd person (plural)	they	them	their	theirs	themselves



***nice to meet you = pleased to meet you**

***thank you = thanks**

***mother = mum**

***father = dad**

***right = true**

***false = wrong**

***nice = beautiful = fine(weather)**

***small = little**

***home = house**

***thin = slim**

***happy = glad**

***next to = near = beside**

***I like = I want**

***I wear = I put on**

***free time = spare time**

*** to enjoy = take pleasure**

***old = ancient**

*** the sender = the writer**

*** the receiver = the reader**

Use of capital letters with nouns

Capital letters are used with:

1/ Names and titles of people:

- Winston Churchill
- Marilyn Monroe
- the Queen of England
- the President of the United States
- the Headmaster of Eton
- Doctor Mathews
- Professor Samuels

Note: The personal pronoun "I" is always written with a capital letter.

2/ Titles of works, books etc:

- War and Peace
- The Merchant of Venice
- Crime and Punishment
- Tristan and Soled

3/ Months of the year:

January

February

March

April

May

June

July

August

September

October

November

December

4/ Days of the week:

Monday

Wednesday

Thursday

Saturday

Sunday

Tuesday

Friday

5/ Seasons:

Seasons

Spring

Summer

Autumn

Winter

6/ Holidays:

Christmas

Easter

New Year's Day

Boxing Day

May Day

Thanksgiving Day

7/ Geographical names... Names of countries and continents:

America

England

Scotland

China

Peru

Albania

Africa

Europe

Asia

8/ Names of regions, states, districts etc

California

Queensland

Provence

Tuscany

Vaud

Florida

Costa Brava

Tyrol

9/ Names of cities, towns, villages etc

London

Cape Town

Rome

Florence

Bath

Wagga Wagga

Vancouver

Wellington

Peking

10/ Names of rivers, oceans, seas, lakes etc

the Atlantic

the Dead Sea

the Pacific

Lake Lemman

Lake Victoria

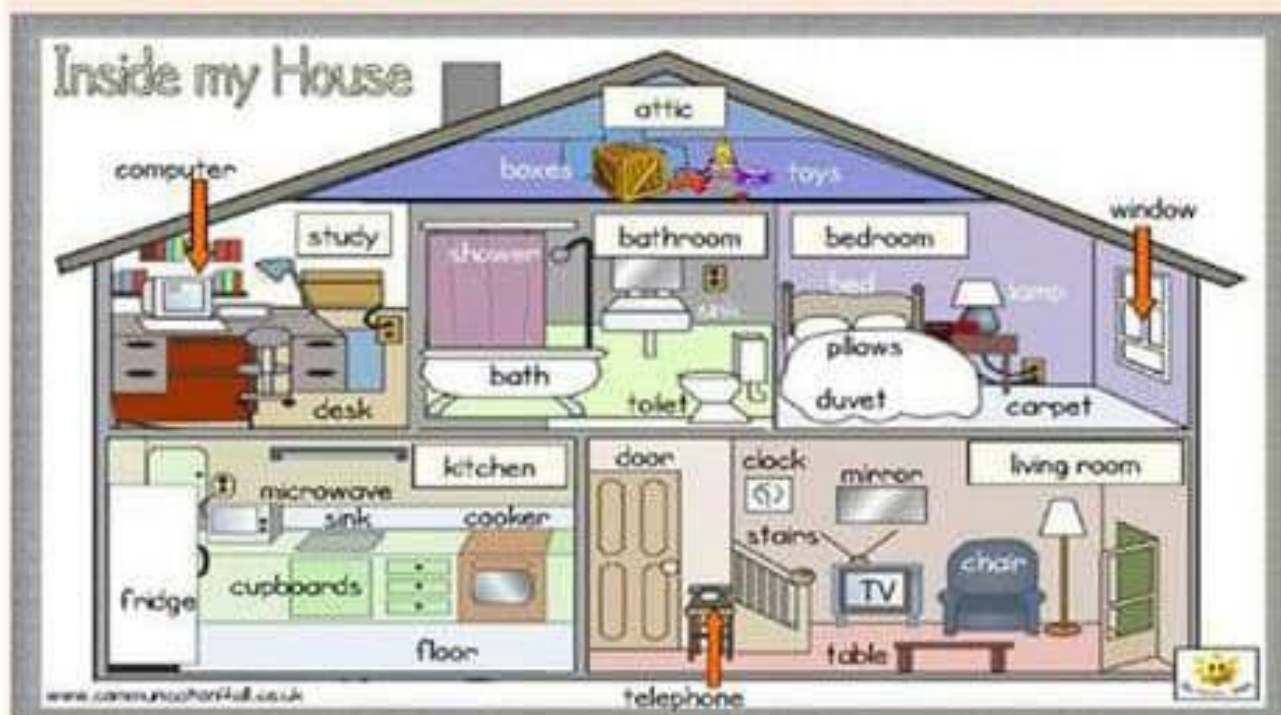
Lake Michigan

the Rhine

the Thames

the Nile

→ There are 6 chairs and a table in the dining-room.



Lesson n° 39: I'm reading a book

(play, watch TV, read, sleep, write, draw, go, count, sing)

*What are you doing?

→ I'm reading a text.

*What's he doing?

→ He's reading a book.

*What's she doing?

→ She's reading sentences.

*What are they doing?

→ They are reading.

Lesson n° 40: What's my family doing?

(read / write - e-mail, newspaper, story, letter)

*Where's mum?

→ Mum is in her bedroom.

*What's she doing?